

# CONTRACTOR

Van & Truck Equipment



If you are a General Contractor or the Blue Collar Worker, this catalog has what you need to store, carry, and protect your equipment and your vehicle.

Hot **New** Items  
Wherever You See This Logo!

## FEATURES

## PAGE

Trade Specific Products	1-3
Warning Lights	12-13
Interior	40-41

Safety Director  
Directional LED Light

**Grote**

**New**



See Page 13 For More Details.

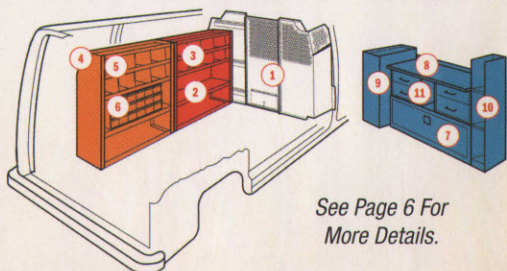
## VAN

## PAGE

Interior Storage by Trade	4-7
Rack Systems	8-11

**weather guard**

Interior Storage - General Service



See Page 6 For  
More Details.

## TRUCK

## PAGE

Cab/Bed Protection	14-15
Tool Boxes	16-23
Liquid Transfer Tanks	24-25
Specialty Storage Boxes	26-28
Body Protection	29
Bed Protection	30-31
Rack Systems	32-35

**KARGOMASTER**  
**DELTA**

Tool Boxes  
See Pages 23-24  
For More Details.



**Pro III Rack** See Page 32 For More Details.

## ACCESSORIES

## PAGE

Ramps & Truck Bed Accessories	36-37
Tie-Downs & Security	38-39
Suspension & Performance	42-43
Towing	44-45
Winches	46-47
Winch Mounting Systems	48

**PullzAll**

See Page 46 For More Details.



**ToyLok**

See Page 39 For More Details.



**WARN**



New

# STORAGE SOLUTIONS FOR THE JOBSITE



## KNAACK

### KNAACK CLASSIC® Storage Chest

- This lightweight storage chest makes it useful for all applications and security level needs
- One-Time Lock Installation
- Built-in Tool Tray

Dimensions: H:28" W:24" L:48"  
Weight (lbs.): 145  
Cubic feet: 16

Part No. 2048

## KNAACK

### JOBMASTER® Chest



- New 3-point latch with WATCHMAN® IV Lock System
- New Power Pass™ Electrical Pass-Thru - Easy, weatherproof power cord access
- Additional reinforcement between the lock and the side housing

Dimensions: H:28" W:24" L:48"  
Weight (lbs.): 194  
Cubic feet: 25.25

Part No. 4824

## KNAACK

### STORAGEMASTER® Chest



- New 3-point latch with WATCHMAN® IV Lock System
- New Power Pass™ Electrical Pass-Thru - Easy, weatherproof power cord access
- Improved ball stud bracket - added strength reduces the potential for breakage and improves durability

Dimensions: H:34" W:30" L:60"  
Weight (lbs.): 282  
Cubic feet: 35.3

Part No. 69

### STORAGEMASTER® HD Rolling Work Bench

Dimensions: H:37-1/8" W:26" L:54-1/4"  
Weight (lbs.): 641  
Load Capacity: 2,650 lbs.

- Designed to be the ultimate in heavy duty in our line of Rolling Work Benches, with 7 gauge steel worktop and cabinet bottom for extreme shop or jobsite conditions.
- WATCHMAN® IV Lock System saves you time and money with a one-time install and two-point latching on each door that provides extra security



Part No. 59

## KNAACK

## KNAACK

### Wall Cabinet

Dimensions: H:36" W:16" L:32"  
Weight (lbs.): 81  
Cubic feet: 10.7

Part No. 33



- Ideal for locking up small parts, tools and supplies, the cabinet can be used almost anywhere in the shop or on the job
- A key lock and a two-point latching helps prevent unauthorized access



## JOBOX By: DELTA

### Steel On-Site Chest

- Site-Vault™ Security System
- EZ-Loader™ Caster Skid Bolsters
- Heavy-duty locking arms
- Bolt cutter proof locking system

Part No.	Length	Width	Height	Cu. Ft.
1653990	42"	20"	23-3/4"	9.3
1654990	48"	24"	27-3/4"	15.4

More Applications Available.




**weather guard**

## Aluminum Quick Clamp Racks Dual Clamp on Street & Curb Side

Our Quick Clamp Racks are engineered to make loading and unloading your ladder an easy, one-person operation.

**SEE PAGE 8-11 FOR MORE VAN RACKS.**



## Make-Your-Own Conduit Carrier


PVC not included. Separately purchase a section of standard 6" PVC plastic drain pipe. Coordinate the length of the PVC with the length of conduit you'll be carrying.  
**Part No. 239**

**PRODUCT INSTALLED**

## Itemizer® Drawer Units

ITEMIZER® Drawer Units offer a perfect lightweight storage solution for tools and small parts.

**SEE PAGE 7 FOR AVAILABLE SIZES**



## PACK RAT® Drawer Units

- Drawer compartments are approximately 9 3/4" wide and can be divided.
- ONE-TOUCH Latch System allows easy, one-hand operation

**SEE PAGE 27 FOR  
AVAILABLE SIZES**



## Aluminum Conduit Carrier

Keep your conduit safe, secure and clean with our lightweight and durable Conduit Carrier.

Part No.	Length	Width	Height
237	121-1/2"	11"	6"



## Geneva

### Sidebed III

- Utilizes the space in front of the left and right wheel wells of a truck or van
- Comes with removable storage tray and dividers designed for multi-sized adjustable compartment options

**SEE PAGE 26 FOR MORE DETAILS &  
OTHER GENEVA STORAGE SOLUTIONS.**

Powder Coat Series

Signature Series



**UWS**

**SEE PAGES  
18-19 FOR  
MORE DETAILS  
& TOOL BOXES  
BY UWS.**


## Drawer Slide Boxes

The drawer system consists of five precision-injected commercial grade plastic drawers. The bottom three drawers have removable dividers making it easy to configure the drawers so the contents can be stored as needed.



## Wheel Well Boxes

**SEE PAGE 21 FOR MORE DETAILS  
& OTHER TRAIL FX TOOL BOXES.**



# CARGO MANAGEMENT FOR THE PLUMBER / HVAC



**JOBOX StorAll**

## Aluminum Drawer Units

- Light enough for easy mobility and durable enough to stand up to heavy loads
- Thumb control latch opens easily, secures tightly
- Supports up to 200 lbs. load per sq. ft.

SEE PAGE 7 FOR MORE INFORMATION.

**weather guard.**

## Tank Racks

Tank racks are designed to hold refrigerant tanks of various sizes and provide convenient transport inside your van. Straps are provided for each tank.

Part No.	Tanks	Height	Width	Depth
88813	2-30 lb. 1-50 lb.	40"	15-1/2"	8"
88823	4-30 lb.	48-1/2"	13"	8"

SEE PAGES 4-7 FOR MORE VAN INTERIOR CARGO SOLUTIONS.



**KARGO MASTER**

## Medium Duty Kargo Master Pro III Superior Function



Part No. 80000 — All Full Size Trucks

## Service Body Racks

- 1,000 lb. Capacity
- Mount only on steel service bodies.

Part No. 1225

SEE PAGES 32-35 FOR MORE TRUCK RACK SYSTEMS.

**weather guard.**



**UWS**

## Fenderwell Drawer Slide Boxes

UWS Fender Well boxes mount over the wheel wells and make use of all of the available space in an area not often used. Includes 3 sliding plastic drawers equipped with stainless steel ball bearings for easy gliding. Drawers have removable dividers making it easy to configure the drawers.



## Chest Drawer Slide Box

Contains two sets of drawer slide boxes with storage and tray.

SEE PAGES 18-19 FOR MORE UWS BOXES.



**KARGO MASTER**

## Ratchet Strap Tie-Down

These bolt-on ratchet straps enable you quickly and safely secure cargo on top of rack.

Part No. 31490 — Set of 2

SEE PAGES 38-39 FOR MORE TIE-DOWNS AND SECURITY ITEMS.



**weather guard.**

## Hi-Side Boxes

Designed to carry more tools by freeing up the storage space in a cargo bed, WEATHER GUARD™ Hi-Side Boxes come in both aluminum and steel with extensive reinforced design.

SEE PAGES 16-17 FOR MORE WEATHER GUARD BOXES.



# INTERIOR STORAGE - ELECTRICIAN

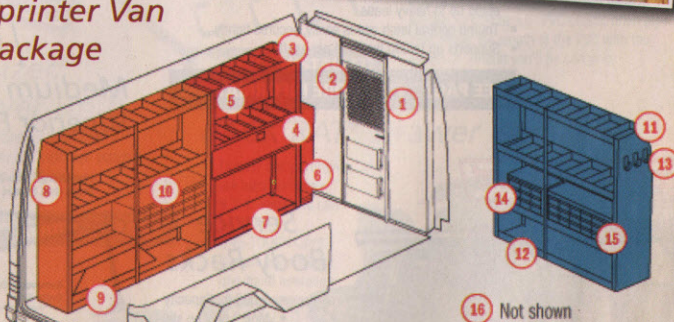


Our Electrician packages start with 45 individual drawers for all of your assorted hardware, and finish with a convenient hardhat holder. In between you'll find sectioned, open and enclosed shelf space to provide a home for all of the equipment you need to get your job done.

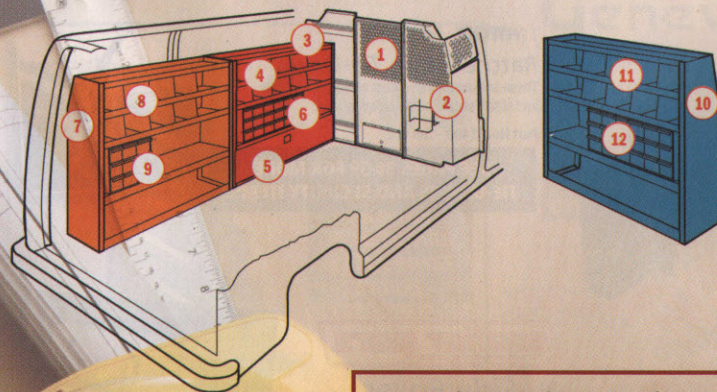


Part No.	Description	Qty.
1	85500302 Screen Bulkhead	1
2	85555301 Swing Door Hinge Kit	1
3	8474301 42" x 14" Tapered Shelf Unit	1
4	8502301 Shelf Door	1
5	8935301 Back Panel	1
6	8361301 Literature Holder	1
7	8802301 Retainer Lip	1
8	8476301 69" x 14" Tapered Shelf Unit	1
9	8805301 Retainer Lip	1
10	89183 18 Drawer Parts Cabinet	1
11	8477301 60" x 14" Tapered Shelf Unit	1
12	8804301 Retainer Lip	1
13	8873301 Extension Cord Brackets (3)	1
14	89093 9 Drawer Parts Cabinet	1
15	89183 18 Drawer Parts Cabinet	1
16	7220 Cabinet Mounting Brackets	1

## Sprinter Van Package



## Full Size Van Package



## MORE PRODUCTS AVAILABLE

Part No.	Description	Qty.
1	86500301 Screen Bulkhead	1
2	8875 Hard Hat Bracket	1
3	9400301 42" x 14" Welded Shelf Unit	1
4	8401301 Dividers	1
5	8502301 Shelf Door	1
6	89183 18 Drawer Parts Cabinet	1
7	9452301 51" x 14" Welded Shelf	1
8	8401301 Dividers	1
9	89093 9 Drawer Parts Cabinet	1
10	9452301 51" x 14" Welded Shelf	1
11	8401301 Dividers	1
12	89183 18 Drawer Parts Cabinet	1

\*Total installed weight 547lbs.

## LED WhiteLight™ Surface Mount Dome Lamp




- Low-profile, LED WhiteLight™ dome lamp features an enhanced light pattern for optimal illumination in any vehicle interior application.
- Surface mount bracket comes pre-wired to lamp with push button switch
- Dimensions: 4" Diameter



Part No. 61171

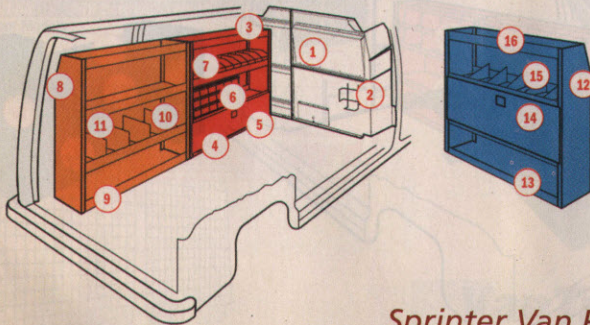
More Applications Available.

# INTERIOR STORAGE - PLUMBER / HVAC



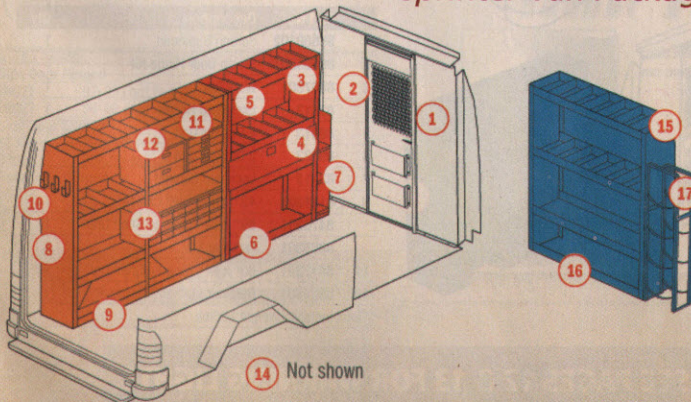
Our Plumber/HVAC packages cater to the wide range of equipment needed for your work. From small fittings to routers, there is a shelf, cabinet or drawer that will secure your equipment and have it ready to use.

## Full Size Van Package



Part No.	Description	Qty.
1	86510301 Window Bulkhead	1
2	8875 Hard Hat Bracket	1
3	8443301 42" x 14" Tapered Shelf Unit	1
4	8802301 Retainer Lip	1
5	8502301 Shelf Door	1
6	89183 18 Drawer Parts Cabinet	1
7	8125 25 Cardboard Bin Boxes	1
8	8453301 51" x 14" Tapered Shelf Unit	1
9	8802301 Retainer Lip	1
10	8112301 Tall Dividers	1
11	8937301 Back Panel	1
12	8453301 51" x 14" Tapered Shelf Unit	1
13	8802301 Retainer Lip	1
14	8502301 Shelf Door	1
15	8937301 Back Panel	1
16	8115301 Sloped Dividers	1
Total Installed weight 452lbs.		

## Sprinter Van Package



Part No.	Description	Qty.
1	85500302 Screen Bulkhead	1
2	85555301 Swing Door Hinge Kit	1
3	8474301 42" x 14" Tapered Shelf Unit	1
4	8502301 Shelf Door	1
5	8935301 Back Panel	1
6	8802301 Retainer Lip	1
7	83613 Literature Holder	1
8	8476301 69" x 14" Tapered Shelf	1
9	8805301 Retainer Lip	1
10	8873301 Extension Cord Brackets (3)	1
11	89013 4 Drawer Unit	1
12	89023 2 Drawer Unit	1
13	89183 18 Drawer Parts Cabinet	1
14	7220 Cabinet Mounting Brackets	2
15	8475301 51" x 14" Tapered Shelf Unit	1
16	8803301 Retainer Lip	1
17	88823 Refrigerant Tank Holder	1
Total Installed weight 617lbs.		



## Grote LED WhiteLight™ Surface-Mount Dome Lamp


- Extruded aluminum base provides excellent heat dispersal
- Operating temperatures -40°F to +155°F
- Dimensions: L:11-3/4" x W:6" x H:1-3/4"

Part No. 61621

More Applications Available.

# INTERIOR STORAGE - GENERAL SERVICE

Our General Service package offers a worktop, various open and enclosed storage spaces and literature holders for a complete overall setup that can be easily reconfigured as your needs change.

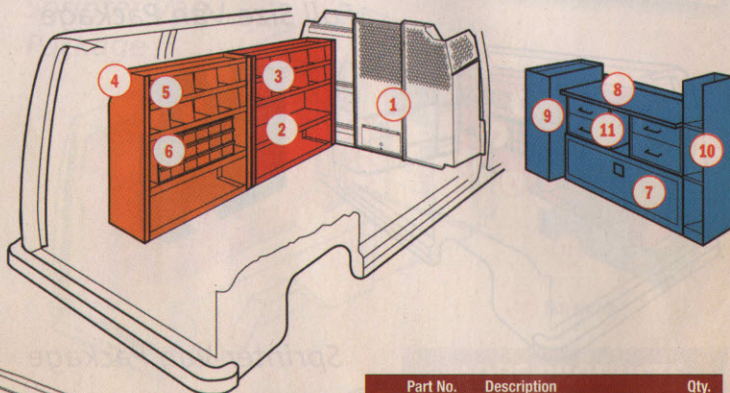


Part No.	Description	Qty.
1	86500301 Screen Bulkhead	1
2	9400301 42" x 14" Welded Shelf Unit	1
3	8401301 Dividers	1
4	9452301 51" x 14" Welded Shelf Unit	1
5	8401301 Dividers	1
6	89183 18 Drawer Parts Cabinet	1
7	8141301 42" Wheel Well Cabinet	1
8	8867301 Work Top	1
9	8314301 4 Shelf Rack Unit	1
10	83613 Literature Holder	1
11	89023 2 Drawer Unit (x 2)	2


\*Total installed weight 496lbs.



## Full Size Van Package



## Sprinter Van Package



Part No.	Description	Qty.
1	85500302 Screen Bulkhead	1
2	85555301 Swing Door Hinge Kit	1
3	8867301 Work top	1
4	83613 Literature Holder	1
5	89013 4 Drawer Unit	1
6	89023 2 Drawer Unit	1
7	83113 Lockable Cabinet	2
8	8141301 42" Wheel Well Cabinet	1
9	8476301 69" x 14" Tapered Shelf Unit	1
10	8805301 Retainer Lip	1
11	8477301 60" x 14" Tapered Shelf Unit	1
12	8804301 Retainer Lip	1

\*Total installed weight 556lbs.

**SEE PAGES 12 & 13 FOR WARNING LIGHTS.**

### Recessed Aluminum Interior Mounting Pan



- Allows for recessed lamp installation up to 1-1/2" of depth
  - For use with 61881, 61261 and 61611
- Part No. 43004

### LED WhiteLight™ Recessed-Mount Dome Lamp



- Aluminum/Acrylic
- Operating temperatures -40° to +122°F
- Perfect for all FEMA places, and any type of area inside a vehicle that would appreciate mood lighting and work lighting in one lamp
- Dimensions: L:18-1/4" x W:5-3/4"



Part No. 61611



## JOBOX



## JOBOX StorAll

### Aluminum Drawer Units

- Light enough for easy mobility and durable enough to stand up to heavy loads
- Thumb control latch opens easily, secures tightly
- Supports up to 200 lbs. load per sq. ft.

Part No.	# Of Drawers	Length	Width	Height
<b>Floor Models</b>				
1401980	1	50"	12"	6"
1405980	3	26"	36"	6"
<b>Stacked Models</b>				
1409980	4	50"	12"	24"



SEE PAGE 27 FOR PACK RAT® & OTHER DRAWER UNITS.


## weather guard.

### Itemizer® Drawer Units

- ITEMIZER® Drawer Units offer a perfect lightweight storage solution for tools and small parts.
- Drawer dividers provide an extensive array of organizing options, and roller mounted drawers glide open to offer full extension.


Part No. 3163 - 2 Drawer Unit, H: 6-3/4" / L: 49" / W: 24"  
Part No. 3183 - 4 Drawer Unit, H: 6-3/4" / L: 49" / W: 48"

## weather guard.



### Window Screens

Part No.	Application	Qty.
<b>Side Door Hinged</b>		
88021	92-09 Ford Full-Size Van	2
88027	96-09 GM Full-Size Van	2
<b>Side Door Sliding</b>		
88023	92-09 Ford Full-Size Van	1
88026	96-09 GM Full-Size Van	2
<b>Rear Door Hinged</b>		
88022	92-09 Ford Full-Size Van	2
88028	96-09 GM Full-Size Van	2



## weather guard.

### Van Floor Mats

Part No. 89017 - Ford      Part No. 89050 - GM Mini  
Part No. 89015 - GM      Part No. 89011 - Universal

## VanTred / VanRug **BEDRUG**

Rubber / Plastic Fiber



Each mat is formed to fit the rib pattern of each specific van model. All mats have a flat, functional floor surface.



VanRug Part No.	VanTred Part No.	Application
<b>Chevrolet/GMC</b>		
VRG96	VTRG96	96-09 Chevy Express/GMC Savana 139"
—	VTRG96X	96-09 Chevy Express/GMC Savana 155"
<b>Ford</b>		
VR92	VTR92	92-09 Ford Econoline
VR92X	VTR92X	92-09 Ford Econoline Extended

## DRIVER'S AREA

## weather guard.

### File Boxes

Features include clipboard clamp, a keyed lock, a sliding tray, quick release mounting plate allowing the box to be removed from the van.




Part No. 88603 - Cup Holder: H:3" / W:13" / D:18"  
Part No. 88613 - File Box: H:15-1/2" / W:13-1/4" / D:18"  
Part No. 88783 - File Box: H:15" / W:9-1/4" / D:20-1/4"

## JOTTO DESK

WWW.JOTTODESK.COM

The JottoDesk is an ergonomic, multi-adjustable swing arm desk used as a platform for mobile professionals to secure and comfortably use a notebook computer in the vehicle.

Part No. 4255466R - 03-Up Chevy Express / GMC Savana Van  
Part No. 4255133R - Universal Mount Cable-Dock®, 12" Rod  
Part No. 4255212R - Universal Mount Cable-Dock®, 10" Rod



SEE PAGE 41 FOR MORE APPLICATIONS.



Also For  
Sprinter  
Vans

## All Purpose Racks

- Versatile and rugged, our All-Purpose Racks create a space for all the long equipment you need to carry
- Velcro straps assist in securing your ladder for transport
- Anti-wear protection on cross members protect ladders and building materials during transport

White Aluminum Part No.	Clear Aluminum Part No.	White Steel Part No.	Description	Application
<b>Full Vans</b>				
2093	211	2053	2-Cross Member	92-09 Ford; 09-Older GM; 02-Older Dodge
—	—	2153	3-Cross Member	95-Older GM; 02-Older Dodge
2293	213	2163	3-Cross Member	92-09 Ford; 96-09 GM
<b>Sprinter Van</b>				
—	—	2053	2-Cross Member	03-06 Sprinter w/ Std. Roof
—	—	2153	3-Cross Member	03-06 Sprinter w/ Std. Roof
<b>Mini Van</b>				
2183*	—	—	2-Cross Member	Ford 03-Older Windstar/04-09 Freestar
2183*	—	—	2-Cross Member	GM 05-Older Astro / 06-09 Uplander
2183*	—	—	2-Cross Member	Dodge Grand Caravan
—	—	2203*	2-Cross Member	GM 05-Older Astro Van
<b>Accessory Cross Members</b>				
20953	—	20553	Cross Member	Full Size: 95-Older GM; 02-Older Dodge
20973	—	20563	Cross Member	Full Size: 92-09 Ford; 96-09 GM
2223	—	—	Cross Member	Mini Vans

\*Through-the-roof mounting.



**SEE PAGES 44-45  
FOR TOWING PRODUCTS.**

## Aluminum Quick Clamp Racks Dual Clamp on Street & Curb Side

Our Quick Clamp Racks are engineered to make loading and unloading your ladder an easy one-person operation. Lean the front of the ladder against the front hook and swing the back up onto the rack. Close the gas spring assisted Quick Clamp and you're ready to roll.



## Accessory Cross Member

Accommodates short ladders and provides additional support.

Quick Clamp Rack Part No.	Accessory Cross Member Part No.	Application
2343	2333	Full Size Vans
2243	2253	Mini Vans



## Interior Sliding Ladder Rack

Provides quick and easy storage inside your van, enclosed trailer or cube van. Rugged and durable, this rack fits an 8-foot step, extension or multi-position ladder and can be mounted to the roof or side panel.

Part No. 250

**RACK MOUNTS INSIDE VAN.**



## weather guard®



**75 lb.  
Ladder Capacity**

### EZ-Glide™ System Racks

No more climbing your van before you climb your ladders. With just a twist of a lever, the EZ-GLIDE™ System delivers your ladder to the right spot for back-saving loading and unloading. And when the work is done, another twist is all it takes to have the ladder packed away and ready to roll. Maximum ladder weight of 75 lbs. per drop-down assembly.

Part No.	Application
252302	96-09 GM Full Size Van
251302	92-09 Ford Full Size Van
251302	02 & Older Dodge Full Size Van
280	03-06 Dodge Sprinter, High Roof
285	03-06 Dodge Sprinter, Std. Roof

### Driver's Side Drop Down Kit

The driver's side drop-down kit is universal and fits the EZ-GLIDE™ System racks by unbolting the driver side end posts and bolting the kit in place.

**Part No. 255** – Fits all Full Size Van EZ-Glide® System Racks

**Part No. 287** – Fits Dodge Sprinter Std. Roof EZ-Glide® System Rack



### Mirror Holder

Part No. 2502



## KARGO MASTER®

### Econo Van Rack

Much stronger than the ordinary van rack, the Econo Van heavy duty racks feature thick wall, 1-5/8" diameter cross bars and our unique high strength adjustable height mounting brackets. Sold in two bar and three bar sets. The round crossbars and adjustable height feature eliminate wind noise common with square tube racks.

**Part No. 30000** — 2 Bar (Black)



**Part No. 30020** — 3 Bar (Black)

### Accessories

#### Ratchet Strap Tie-Down

These bolt-on ratchet straps enable you quickly and safely secure cargo on top of rack.

**Part No. 31490** – Set of 2



**1,700 lbs.  
Capacity**

### Pro-II Van Racks

Built with the same 1700 pound carrying capacity and superior design benefits as our Pro-II pickup truck racks, the Pro-II rack's heavy duty mounts clamp securely to your van's rain gutters and come standard with four 2" diameter cross bars. Round aerodynamic crossbars reduce wind noise.

Black Part No.	Description
04750	Top Channel
01750	Leg Kit

(You Must Order 1 Top Channel And 1 Leg Kit For Complete Unit)

### Load Dividers

- These handy uprights (sold in sets of two) clamp to the rack crossbars.
- Use to prevent loads of conduit or lumber from "fanning out."

**Part No. 31020** – Set of 2



More Applications Available.

## THULE<sup>®</sup> SWEDEN PROFESSIONAL

### Ironman™ Rack Systems



- Heavy-Duty 13-Gauge Welded Steel for up to 1,000 pounds\* (3-bars system) or 750 pounds\* (2-bar system) of carrying capacity
- 1.5" Square Steel adds more load bearing steel than round racks for increased load capacity
- Rust-Resistant e-Coating covers steel surfaces for longer product life and rust-free appearance
- Hardened High-Gloss Powder Coat Finish provides a second layer of protection to all outer rack surfaces

750 lbs.  
Capacity



### Workman™ Rack Systems and Accessories

500 lbs.  
Capacity



- Fast and secure installation to rain gutter with stainless steel hardware
- Rugged construction combines powder coated zinc cast foot with aluminum load bar
- 500 lb. capacity (2 bar), 750 lb. capacity (3 bar)

Part No. 332 - Workman™ Aluminum Van Rack (2 bar)

Part No. 333 - Workman™ Aluminum Van Rack (3 bar)

### Van Rack Fit Chart

Year	Make and Model	Two Bar Part No.	Three Bar Part No.
79-09	Chevy Express Van	332	333
07-09	Dodge Sprinter	342 + SV1	NA
03-06	Dodge Sprinter (w/low roof)	332	333
79-09	Ford E-series Van	332	333
79-09	GMC Savana	332	333

Application	Ironman™		Workman™		Adapter Part No.
	Heavy Duty Steel Two Bar Part No.	Heavy Duty Steel Three Bar Part No.	Steel Two Bar Part No.	Steel Three Bar Part No.	
<b>Chevrolet</b>					
85-05 Astro Van	—	—	98701W	—	98705W
85-05 Astro Van	—	—	—	98731W	98735W
96-09 Express	—	—	98701W	—	98706W
79-95 Express	—	—	98701W	—	—
96-09 Express	—	—	—	98701W**	98706W + 98707W
79-95 Express	—	—	—	98731W	—
79-95 Express	98740	98750	—	—	—
<b>Dodge</b>					
03-06 Sprinter w/low roof	98740	98750	98701W	98731W	—
79-03 Van	98740	98750	98701W	98731W	—
<b>Ford</b>					
79-09 Van (E-series)	—	—	98701W	—	—
92-09 Van (E-series)	—	—	—	98701W**	—
79-91 Van (E-series)	—	—	—	98731W	—
79-09 Van (E-series)	98740	—	—	—	—
92-09 Van (E-series)	—	98740*	—	—	—
79-91 Van (E-series)	—	98750	—	—	—
<b>GMC</b>					
85-05 Safari	—	—	98701W	—	98705W
85-05 Safari	—	—	—	98731W	98735W
96-09 Savana	—	—	98701W	—	98706W
96-09 Savana	—	—	—	98701W**	98706W + 98707W
79-95 Savana	—	—	98701W	98731W	—
79-95 Savana	98740	98750	—	—	—

\* Requires the purchase of third bar Part No. 98746

\*\* Requires the purchase of third bar Part No. 98712W

\*Will change over to Thule Professional brand from Karrite brand as inventory changes over.

\*Load capacity SHOULD NOT exceed the vehicle manufacturer cargo and/or entire vehicle capacity rating. Consult vehicle manufacturer for capacity ratings.

### Workman™ Rack Systems

- Light-duty 14-Gauge Steel for up to 750 pounds\* (3-bars system) or 500 pounds\* (2-bar system) of carrying capacity
- Rust-Resistant e-Coating covers steel surfaces for longer product life and rust-free appearance



### Ladder Lift-Assist System

Part No. 329  
Ladder Lift-Assist System

- Reduce load height by 40"
- Gas shocks aid in lifting ladder to top of vehicle
- Designed for one extension ladder, 100 lb. max

### Conduit Box

- Accepts loads up to 124 inches
- Maximum durability and rust free performance with 100% brushed stainless steel box construction
- Premium conduit case safely transports tubes, pipes, rods and other long items

Part No. 317





- Easy to Installation
- Steel and Aluminum Models
- High Weight Capacity
- Accessories Available
- Patented Clamping System
- High Gloss Powder Coat Finish

## Van Rack Systems

### 800 Series - Steel - Gutter Mount - 5" Wide Uprights

- 1-3/4 Square Telescoping 14 Gauge Steel Cross Rails
- Cargo Positioners included
- Adjustable from 54" to 66 1/2"



**800 lbs. Capacity**

Part No.	Color	Description
88002	Black	2 Cross Rails
88003	White	2 Cross Rails
84001	Black	3rd Center Rail (Flat Roof)
84003	White	3rd Center Rail (Flat Roof)
84921	Black	3rd Center Rail (Ford Curved Roof)
84923	White	3rd Center Rail (Ford Curved Roof)

## Cargo Positioners

- Haul your ladders with no shifting around
- Includes 2 positioners with hardware



**Part No. 66101**  
Aluminum

**Part No. 88101**  
Steel



## 400 Series - Aluminum Gutter Mount - 4" Wide Uprights



**400 lbs. Capacity**

- 1-1/2 & 1-1/4 Square Telescoping Aluminum Cross Rails
- Adjustable from 41" to 70"

Part No.	Color	Description
64002	Alum.	2 Cross Rails
62002	Alum.	3rd Center Rail (Flat Roof)
62921	Alum.	3rd Center Rail (Ford-Curved Roof)


## 600 Series - Steel - Gutter Mount - 4" Wide Uprights



**600 lbs. Capacity**

- 1/2 & 1-1/4 Square Telescoping 14 Gauge Steel Cross Rails
- Adjustable from 41" to 72"

Part No.	Color	Description
86002	Black	2 Cross Rails
86003	White	2 Cross Rails
83001	Black	3rd Center Rail (Flat Roof)
83013	White	3rd Center Rail (Flat Roof)
83921	Black	3rd Center Rail (Ford Curved Roof)
83923	White	3rd Center Rail (Ford Curved Roof)



## 300 Series - Steel & Aluminum Roof Mount - 4" Wide Uprights




**300 lbs. Capacity**

- 1-1/2 & 1-1/4 Square Telescoping 14 Gauge Steel & Aluminum Cross Rails
- Adjustable from 40" to 68"

Part No.	Color	Description
83002	Black	2 Cross Rails
83003	White	2 Cross Rails
63002	Alum.	2 Cross Rails

## 660 Series - Steel Gutter Mount - 5" Wide Uprights



**660 lbs. Capacity**

- 1-1/2" & 2" Formed Diamond Plate Aluminum Cross Rails, Oversized Length for Custom Fit
- Cargo Positioners included

Part No.	Color	Description
66602	Alum.	2 Cross Rails
63392	Alum.	3rd Center Rail (Ford-Curved Roof)

More Applications Available.

# WARNING LIGHTS




## Infinity 2™ Flashing Strobe Roof Mount Light Bar

New



Part No. 7500A  
Permanent Mount

- Top section has 16 triple flashing strobe lights
- Two high power ALLEY lights
- High power TAKEDOWN light
- Six high power flashing MARKER lights
- Illuminated control panel that has three-(3) rocker switches for independent control of: Strobe warning Lights – Marker Lights – Alley & Takedown Lights
- Dimensions: L: 48" x W: 12.5" x H: 9"



## Priority 1™ Mini Light Bar

- A true 360 degree warning light built with two (2) gear-driven rotating lights that flash 75 FPM built with a diagonal mirror between the warning lights for more visibility
- Made for all weather conditions, maintenance free
- Dimensions: L: 15.75" x W: 7" x H: 5.25"


Part No. 3500PA – Permanent Mount  
Part No. 3500MA – Magnet Mount



## Twin Strobe Mini Light Bar

- High intensity strobes with central diamond mirror for effective second flash feature
- Polycarbonate UV stabilized dome and robust ABS plastic base
- Fixed and Magnetic ( 4 X floating magnets for optimal fit to vehicle roof) mounting options
- Dimensions: L: 15.75" x W: 7.87" H: 5.37"

Part No. H74999021 – Fixed Mount  
Part No. H74999031 – Magnet Mount



## Mini Light Bar Low Profile, Multiple Flash Patterns

- Highly effective LED w/360 degree visibility
- Robust design and construction ensures long life in heavy duty environments
- Fixed and Magnetic mount with (2) 95lb. pull magnets and 10' flat cord plus switched lighter plug and 'on' light
- Dimensions: L: 17" x W: 8" x H: 2.9" (fixed) / 3.9" (magnet)


Part No. H27999001 – Fixed Mount  
Part No. H27999011 – Magnetic Mount



## Evolution® Low Profile Rotating Bar Lamp

- Permanent mount hardware included
- 55 watt, halogen bulbs
- 480 flashes per minute
- Silicon belt and stainless steel bearings for long life; belt is resistant to heat and UV light damage
- Dimensions: L: 15-3/16" x W: 8-1/4" H: 5-3/16"

Part No. 76813 – Permanent Mount



## Portable Mini Rotating Bar

- Dual rotating reflector with fixed mirrors
- Vacuum/magnetic mount rated to 65mph
- Two factory installed vacuum-magnets and 17" cord with switched cigarette lighter plug
- Two, 50 watt, halogen bulbs with 300 flashes per minute in rear and front
- Magnet mount for use only when vehicle is stationary
- Dimensions: L: 15-3/16" x W: 8-1/4" H: 8-1/4"

Part No. 76933 – Magnet Mount



## Light Brackets

Brackets for your Weatherguard Cab Guard.

Part No. 1918 – Center Mount: 7-1/2" Round Base  
Part No. 1919 – Side Mount: 7-1/2" Round Base  
Part No. 1920 – Center Mount: 17" x 9-1/2" Rectangular Base



More Applications Available.

## SEE PAGES 4-6 FOR INTERIOR VAN LIGHTING.



### K-LED 360

- Extremely robust design and construction - tested to withstand 200G shock force X 10,000 times
- Fully encapsulated / potted electronics for maximum vibration and weather resistance
- Dimensions: D: 5.51" x H: 4.17"

Part No. H27021001 – Fixed Mount, Amber, Clear Lens



### Power Beam™ Halogen Rotating Light

- Designed for permanent roof mounting, all needed mounting hardware is included
- Gear driven rotating warning light with two (2) powerful H3 halogen 55 watt lights, 96 FPM
- The base is all metal construction with an attractive polished stainless steel trim ring
- Dimensions: D: 8.5" x H: 8.25"

Part No. 3600A – Permanent Mount, Amber



### Back Up / Flood Lights System



- 2" x 6"
- 55 Watt Halogen bulbs
- Includes 40a Relay and wiring harness

Part No. 517

## Grote Mighty Mini Strobe

- Field replaceable lens and flash tube
- 80 flashes per minute, 1.5 joules
- Reverse polarity and voltage spike protected
- Dimensions: D: 5-1/8" x H: 3-5/8"

Part No. 77103 – Permanent Mount, Amber



## Strobe Lamp w/ Flexible Base

- 75 flashes per minute (double flash), 7 joules
- Flexible rubber stem, allows for 30° angle deflection
- Absorbs shocks in applications like forestry, agriculture, and industrial
- Dimensions: D: 6" x H: 8"

Part No. 76963 – Stem Mount, Amber  
Part No. 43665 – Mounting Stem Only




## Safety Director Directional LED Light

**New**

- Extruded aluminum housing and clear polycarbonate LED module (illuminates amber)
- Wig Wag and alternating flash patterns
- 35 foot cable length
- Dimensions: L: 47-1/2" x H: 2-5/16" x D: 2-1/2"

Part No. 78473 – Amber



## BACKRACK™

### Accessory Mounts

Part No.	Description
41000	Universal Accessory Bracket: 10-1/2" x 11-1/2" Base c/w 7/8" hole in center
81001*	Light Bracket: Driver Side, 6-1/2" Teardrop Base
81003*	Light Bracket: Passenger Side, 6-1/2" Teardrop Base
91001*	Utility Light Bracket: Driver Side, 10.5" Base
91002*	Utility Light Bracket: Center Mount, 10.5" Base
91003*	Utility Light Bracket: Passenger Side, 10.5" Base
91002REC*	Utility Light Bracket: Center Mount, 16"x7" Base
91004	Arrow Stick Brackets, Pair
91005*	Spot Light Brackets, Pair
91006*	Light Bar Brackets, Pair
91007*	Utility Light Bracket: 16" x 7" Base
91008*	Antenna Mounting Bracket: 7/8" Hole in 3-1/2" square base

\*Bolt-on or clamp-on installation for Backrack™ only, may require drilling for install on Safety Rack.



More Applications Available.

# BED / CAB PROTECTION

## BACKRACK™

FUNCTION AND STYLE FOR TODAY'S TRUCKS

Backrack™ is the original and brand name. Don't be fooled by imitations. Each Backrack™ product is manufactured, powder coated, inspected and packaged in our Oakville, Ontario facility.

Stylish, sleek design looks great.



SEE PAGES 12 & 13 FOR LIGHTING & BRACKETS.



Part No.	Description
10519	07-09 Silverado/Sierra
10509	99-07 Silverado/Sierra
10527	2009 Dodge Ram 1500
10517	02-09 Dodge Ram
10501	99-09 Ford Super Duty
10512	04-08 Ford F-150
10518	07-09 Toyota Tundra

\*\* Add "TB" to end of Part No. to include Toolbox Brkts (Example: 10519TB)

## Safety Rack

- Full window protection
- 3/16 welded wire mesh insert



Part No.	Description
10500 + 30119	07-09 Silverado/Sierra
10400 + 30109	99-07 Silverado/Sierra
10400 + 30127	2009 Dodge Ram 1500
10400 + 30117	02-09 Dodge Ram
10300 + 30201	99-09 Ford Super Duty
10500 + 30112	04-08 Ford F-150
10500 + 30118	07-09 Toyota Tundra

\*\* Add "TB" to end of Part No. to include Toolbox Brkts (Example: 10500 + 30119TB)

## Siderails

- Designed For Commercial Applications
- Both Full & Toolbox Rail Designs Available



6.5' Bed Part No.	8' Bed Part No.	Application
65519	80519	07-09 Silverado/Sierra
65509	80509	99-07 Silverado/Sierra
65527	80527	2009 Dodge Ram 1500
65517	80517	02-09 Dodge Ram
65501	80501	99-09 Ford Super Duty
65512	80512	04-08 Ford F-150

\*\* Add "TB" to end of Part No. to include Toolbox Brkts (Example: 65519TB)

## Rear Bar

The REAR BAR converts your BACKRACK™ or SAFETY RACK into a ladder rack that looks great on your truck. Not compatible with SIDERAILS.



Part No.	Description
11519	07-09 Silverado/Sierra
11509	99-07 Silverado/Sierra
11527	2009 Dodge Ram 1500
11517	02-09 Dodge Ram
11501	99-09 Ford Super Duty
11512	04-08 Ford F-150
11518	07-09 Toyota Tundra





SEE PAGES 32-35 FOR TRUCK RACK SYSTEMS.



## PROTECT-A-RAIL® Cab Protectors

- These units are designed to protect the cab of the pickup from shifting loads in the cargo area.
- Requires separate purchase of installation kit custom fit for your vehicle.\*

### Model 1905




Part No. 1905001

### Model 1908 Heavy Duty



Part No. 1908

### Model 1906




Part No. 1906301 – White  
Part No. 1906501 – Black



### Mounting Base Kits\*

White Part No.	Black Part No.	Application
19163	19165	99-09 GM Pickups
19123	19125	94-09 Dodge Pickups
19133	19135	97-09 Ford F-150/07-09 Toyota Tundra
19153	19155	99-09 Ford Super Duty/F-150/250/350

**Custom-Flow**  
PREMIUM TRUCK TAILGATES



## Aluminum Cab Guard and Rails

- 1-1/2" x 1-1/2" x 1/8" aluminum welded square tube frame
- Powder coated a bright reflective silver then clear coated for added protection

Cab Guard Part No.	Short Bed Rails Part No.	Long Bed Rails Part No.	Application
ACG41	ASR47	ASR46	99-09 Silverado/Sierra*
ACG11	ASR15	ASR14	03-08 Dodge Ram
ACG51	ASR55	ASR54	99-09 Ford Super Duty

\*Rails only fit 07-09 models.

**DEEZEE**  
The Quality Truck Accessory Provider

## Platinum Series Pickup Cab Racks

- 100% aluminum construction with BriteGard powder-coat
- Integrated channel system for mounting accessories
- Heavy duty ultra mesh
- Installs easily by bolting into bed's stake pockets with no drilling



Part No. 95050

**New**

Part No. 95050 - Fits standard full size pickups Silverado/Sierra, F150, Tundra


Part No. 95050W - Fits wide full size pickups Ram, Ford SuperDuty



More Applications Available.



Are those loose tools cluttered on the floor of your truck? Are you looking for a more secure way to transport your gear to the work site, or any destination? Find the pickup truck tool box you need that's secure, attractive, and just the right size with our extensive selection of WEATHER GUARD® Truck Tool Storage Boxes!



## Saddle Boxes

Description	Clear	Black	White	Black	Height	Width	Length	Cubic Ft.
	Aluminum	Aluminum	Steel	Steel				
	Part No.	Part No.	Part No.	Part No.				
Saddle Box - Full Size, Extra Wide	117001	117501	116301	116501	18-1/2"	27-1/2"	71-1/2"	15.3
Saddle Box - Full Size, Low Profile	121001	121501	—	—	15"	20-1/4"	71-1/2"	8.8
Saddle Box - Full Size, Extra Deep	123001	123501	128301	—	24"	20-1/4"	71-1/2"	15.1
Saddle Box - Full Size, Standard	127001	127501	126301	126501	18-1/2"	20-1/4"	71-1/2"	11.3
Saddle Box - Compact, Low Profile	131001	131501	—	—	18-1/2"	20-1/4"	66"	8.7
Saddle Box - Compact, Deep	137001	—	136301	136501	18-1/2"	20-1/4"	62"	8.9
Saddle Box - Compact, Standard	154001	154501	156301	—	13-1/4"	20-1/4"	62"	6.4


## Steel

Description	White	Height	Width	Length	Cubic Ft.
	Steel				
	Part No.				
Hi-Side Truck Box	246301	16"	12-1/2"	45"	5.2
Hi-Side Truck Box	264301	16"	12-1/2"	64-1/4"	7.4
Hi-Side Truck Box	272301	16"	12-1/2"	72-1/4"	8.3
Hi-Side Truck Box	290301	16"	12-1/2"	90-1/4"	10.4
Hi-Side Truck Box	296301	16"	12-1/2"	96-1/4"	11.1
Super-Side Truck Box	247301	18"	15-1/4"	45"	7.9
Super-Side Truck Box	265301	18"	15-1/4"	64-1/4"	10.2
Super-Side Truck Box	291301	18"	15-1/4"	90-1/4"	14.3
Super Jumbo Super-Side Truck Box	297301	24"	16"	96-1/4"	21.4

## Aluminum

Description	Clear	Black	Height	Width	Length	Cubic Ft.
	Aluminum	Aluminum				
	Part No.	Part No.				
Hi-Side Truck Box	346001	—	16"	13-1/4"	45-1/2"	5.6
Hi-Side Truck Box	364001	364501	16"	13-1/4"	64-1/4"	7.9
Hi-Side Truck Box	372001	372501	16"	13-1/4"	72-1/4"	8.9
Hi-Side Truck Box	390001	390501	16"	13-1/4"	90-1/4"	11.1
Hi-Side Truck Box	396001	—	16"	13-1/4"	96-1/4"	11.8
Super-Side Truck Box	347001	—	18"	16-1/4"	45-1/2"	7.9
Super-Side Truck Box	365001	365501	18"	16-1/4"	64-1/4"	10.8
Super-Side Truck Box	391001	391501	18"	16-1/4"	90-1/4"	15.2

## Hi-Side Boxes



## Steel

Description	White	Black	Height	Width	Length	Cubic Ft.
	Steel	Steel				
	Part No.	Part No.				
Lo-Side Box	165301	—	13"	13-5/8"	87-3/4"	6.2
Super Lo-Side Box	166301	—	14"	18"	87-7/8"	9.2
Lo-Side Box	175301	—	12-7/8"	13-5/8"	60-3/8"	4.5
Super Lo-Side Box	176301	176501	14"	18"	60-1/4"	6.5
Lo-Side Box	185301	—	13"	13-1/2"	46-3/4"	3.2
Super Lo-Side Box	186301	—	13"	18"	46-3/4"	4.5

## Aluminum

Description	Clear	Black	Height	Width	Length	Cubic Ft.
	Aluminum	Aluminum				
	Part No.	Part No.				
Lo-Side Box - Long	164001	164501	13-1/4"	16-1/2"	87-3/4"	6.4
Lo-Side Box - Standard	174001	174501	13-1/4"	16-1/2"	56-1/4"	4.1
Lo-Side Box - Short	184001	184501	13-1/4"	16-1/2"	47-1/4"	3.4

## Lo-Side Boxes



\* All measurements are within a 1/4"

More Applications Available.



## Cross Boxes

Description	Clear Aluminum	Black Aluminum	White Steel	Black Steel	Height	Width	Length	Cubic Ft.
	Part No.	Part No.	Part No.	Part No.				
Cross Box - Full Size, Extra Wide	114001	114501	115301	—	18-1/2"	28"	71-1/2"	15.3
Cross Box - Full Size, Standard	124001	124501	125301	125501	18-1/2"	20-1/2"	71-1/2"	11.3

## Underbody Boxes Steel



Description	White Steel	Black Steel	Height	Width	Length	Cubic Ft.
	Part No.	Part No.				
Mini Underbed Box	525301	525501	14-1/8"	12-3/8"	24-1/8"	2.3
Standard Underbed Box	524301	—	18-1/8"	18-1/4"	24-1/8"	4.5
Standard Underbed Box	536301	536501	18-1/8"	18-1/4"	36-5/8"	6.7
Standard Underbed Box	548301	548501	18-1/8"	18-1/4"	48-1/8"	9.1
Jumbo Underbed Box	—	538501	24-1/8"	24-1/4"	36-5/8"	12.1

## Aluminum



Description	Clear Aluminum	Black Aluminum	Height	Width	Length	Cubic Ft.
	Part No.	Part No.				
Underbed Box	622	—	14"	12-1/4"	24-1/8"	2.4
Underbed Box	627	—	18"	18"	24-1/8"	4.3
Underbed Box	631	6315	18"	18"	30-1/8"	5.4
Underbed Box	632	6325	24"	24"	30-1/8"	10
Underbed Box	636	6365	18"	18"	36"	6.5
Underbed Box	638	6385	24"	24"	36-5/8"	12.2
Underbed Box	648	—	18"	18"	48-1/8"	8.6
Underbed Box	—	6505	24"	24"	48-1/8"	16



## Pork Chop Boxes

Description	Driver's Side Clear Aluminum	Pass. Side Clear Aluminum	Driver's Side White Steel	Pass. Side White Steel	Height	Width	Length	Cubic Ft.
	Part No.	Part No.	Part No.	Part No.				
Pork Chop Box - Standard	170001	171001	160301	161301	19-1/4"	9-1/4"	46-3/4"	2.0
Pork Chop Box - Wide	172001	173001	162301	163301	19-1/4"	13-5/8"	46-3/4"	3.2



## All Purpose Chest Boxes

Description	Clear Aluminum	Black Aluminum	White Steel	Black Steel	Height	Width	Length	Cubic Ft.
	Part No.	Part No.	Part No.	Part No.				
All Purpose Chest - Compact	644001	—	645301	—	17"	20-1/4"	37"	6.0
All Purpose Chest - Full/Compact	654001	654501	655301	—	19-1/4"	20-1/4"	55"	12.0
All Purpose Chest - Full Size	664001	664501	665301	665501	19-1/4"	20"	62"	13.1
All Purpose Chest - Full/Compact	674001	674501	675301	—	19-1/4"	20"	47"	10.0
All Purpose Chest - Full Size Extra Wide	684001	684501	685301	—	19-1/4"	27-1/2"	62"	18.6

\*All measurements are within a 1/4"




## Blue Label Series

UWS offers a complete line of innovative truck storage solutions and accessories to satisfy the most demanding customer's needs. Patented technology combined with industry leading manufacturing techniques ensures every UWS product is best in class.



### Secure Lock Boxes

Great new looks with oversized twist handle for maximum security and ease of use.



A.

B.  
Single Lid  
Boxes

D.

Gullwing  
Boxes

Side Mount  
Boxes

Topsider  
Boxes

H.

Description	Brite Aluminum Part No.	Length	Width	Height	Cubic Ft.
<b>A. Secure Lock Boxes</b>					
Full Size	SL72	72"	19-1/4"	13-1/2"	9.4
Full Size, Deep	SLD72	72"	19-1/4"	19-1/2"	12.8
Full Size	SL69	69"	19-1/4"	13-1/2"	9.1
Full Size, Deep	SLD69	69"	19-1/4"	19-1/2"	12.5
Full Size, Wide	SL69LBTA	69"	27-1/2"	13"	12.7
<b>B. Single Lid Boxes</b>					
<b>Standard</b>					
Full Size	TBS72	72"	19-1/4"	13-1/2"	9.4
Full Size, Wide	TBS72LBTA	72"	27-1/4"	13"	13.0
Full Size, Deep	TBSD72	72"	19-1/4"	19-1/2"	12.8
Full Size, Wide, Deep	TBSD72LBTA	72"	27-1/4"	17-3/4"	17.3
Full Size	TBS69	69"	19-1/4"	13-1/2"	9.1
Full Size, Wide	TBS69LBTA	69"	27-1/4"	13"	12.7
Full Size, Deep	TBSD69	69"	19-1/4"	19-1/2"	12.5
Full Size, Wide, Deep	TBSD69LBTA	69"	27-1/4"	17-3/4"	16.9
Full Size	TBS66	66"	19-1/4"	13-1/2"	8.3
Full Size, Deep	TBSD66	66"	19-1/4"	19-1/2"	12.1
Full Size	TBS63	63"	19-1/4"	13-1/2"	8.0
Full Size, Deep	TBSD63	63"	19-1/4"	19-1/2"	11.3
Compact	TBS60	60"	19-1/4"	13-1/2"	7.5
Compact, Deep	TBSD60	60"	19-1/4"	19-1/2"	10.7
Compact	TBS58	58"	19-1/4"	13-1/2"	7.0
Compact, Deep	TBS58	58"	19-1/4"	19-1/2"	9.9
Compact	TBS54SPLA	54"	19-1/4"	13-1/2"	6.4
Compact, Deep	TBS54SPLA	54"	19-1/4"	19-1/2"	8.9
<b>C. Low Profile</b>					
Full Size, Low Profile	TBS72LP	72"	19-1/4"	13-1/2"	8.0
Full Size, Low Profile, Deep	TBSD72LP	72"	19-1/4"	17-1/2"	10.9
Full Size, Low Profile	TBS69LP	69"	19-1/4"	13-1/2"	7.7
Full Size, Low Profile, Deep	TBSD69LP	69"	19-1/4"	17-1/2"	10.5
Full Size, Low Profile	TBS66LP	66"	19-1/4"	13-1/2"	7.0
Full Size, Low Profile	TBS63ALP	63"	19-1/4"	13-1/2"	6.8
Compact, Low Profile	TBS60LP	60"	19-1/4"	13-1/2"	5.6
Compact, Low Profile	TBS58LP	58"	19-1/4"	13-1/2"	5.2
<b>D. Slim Line</b>					
Full Size, Slim Line	TBS72SL	72"	12"	9-1/4"	4.0
Full Size, Slim Line, Deep	TBSD72SL	72"	12"	17-1/4"	6.7
Full Size, Slim Line	TBS69SL	69"	12"	9-1/4"	3.7
Full Size, Slim Line, Deep	TBSD69SL	69"	12"	17-1/4"	6.3
Compact, Slim Line	TBS60SL	60"	12"	9-1/4"	3.2
<b>E. Angled/Notched</b>					
Full Size, Angled	TBS63A	63"	19-1/4"	13-1/2"	7.6
Full Size, Angled, Deep	TBSD63A	63"	19-1/4"	19-1/2"	9.0
Compact, Angled	TBS60A	60"	19-1/4"	13-1/2"	7.2
Compact, Angled, Deep	TBSD60A	60"	19-1/4"	19-1/2"	8.0
Compact, Notched	TBSN60	60"	19-1/4"	13-1/2"	7.2
Compact, Notched, Deep	TBSND60	60"	19-1/4"	19-1/2"	10.1
<b>F. Gullwing Boxes</b>					
Full Size	TB72	72"	19-1/4"	13-1/2"	9.4
Full Size, Deep	TBD72	72"	19-1/4"	19-1/2"	12.8
Full Size	TB69	69"	19-1/4"	13-1/2"	9.1
Full Size, Deep	TBD69	69"	19-1/4"	19-1/2"	12.5
Full Size	TB66	66"	19-1/4"	13-1/2"	8.3
Full Size	TB63	63"	19-1/4"	13-1/2"	8.0
Compact	TB60	60"	19-1/4"	13-1/2"	7.5
Compact, Deep	TBD60	60"	19-1/4"	19-1/2"	10.7
Compact, Notched	TBN60	60"	19-1/4"	13-1/2"	7.2
Compact, Notched, Deep	TBND60	60"	19-1/4"	19-1/2"	10.1
Compact	TB58	58"	19-1/4"	13-1/2"	7.0
Compact	TB54SPLA	54"	19-1/4"	13-1/2"	6.4
Compact, Notched	TBN54	54"	19-1/4"	13-1/2"	6.8
<b>G. Side Mount Boxes</b>					
Side Mount, Extra Long	TBSM96	96"	11-1/4"	11"	5.2
Side Mount, Long	TBSM72	72"	11-1/4"	11"	3.9
Side Mount, Standard	TBSM60	60"	11-1/4"	11"	3.3
Side Mount, Short	TBSM48	48"	11-1/4"	11"	2.6
Side Mount, Mini	TBSM36	36"	11-1/4"	11"	1.9
<b>H. Topsider Boxes</b>					
Topsider, 2-Doors, Extra Long	TBTS96	96"	13-1/4"	17"	12.5
Topsider, 2-Doors, Long	TBTS90	90"	13-1/4"	17"	11.7
Topsider, 2-Doors, Standard	TBTS72	72"	13-1/4"	17"	9.4
Topsider, 1-Door, Short	TBTS60	60"	13-1/4"	17"	7.8
Topsider, 1-Door, Mini	TBTS48	48"	13-1/4"	17"	6.3

\*Most styles of tool boxes are available in Black. Add BLK to end of part number.

More Applications Available.

**Blue Label Boxes**

**A. Chest Boxes**

Brite Aluminum					
Description	Part No.	Length	Width	Height	Cubic Ft.
Chest, Wedge, Notched	TBC62WN	61"	20"	17-1/4"	12.0
Chest, Standard	TBC60	60"	24"	20"	16.7
Chest, Notched	TBC60N	60"	17-1/4"	17-1/4"	11.0
Chest, Wedge	TBC60W	60"	20"	17-1/4"	11.8
Chest, Wedge	TBC55W	55"	20"	17-1/4"	10.7
Chest, Wedge, Notched	TBC55WN	55"	21-5/16"	20-5/8"	13.5
Chest, Standard	TBC48	48"	24"	20"	13.3
Chest, Standard	TBC48CB	48"	24"	17"	12.0
Chest, Standard	TBC48DD	48"	20"	20"	11.1
Chest, Wedge	TBC48W	48"	20"	17-1/4"	9.4
Chest, Standard	TBC42	42"	19-1/4"	18"	8.4
Chest, Wedge	TBC42W	42"	20"	17-1/4"	8.2
Chest, Standard	TBC36	36"	19-1/4"	18"	7.2
Chest, Standard	TBC30	30"	19-1/4"	16"	5.3

**B. Fenderwall Drawer Slide Boxes**

Brite Aluminum					
Description	Part No.	Length	Width	Height	Cubic Ft.
Driver Side, Long	FW55SDS	55"	8"	23-1/4"	4.3
Passenger Side, Long	FW55DSP	55"	8"	23-1/4"	4.3
Driver Side, Short	FW48SDS	48"	8"	23-1/4"	3.7
Passenger Side, Short	FW48DSP	48"	8"	23-1/4"	3.7

**C. Drawer Slide Boxes**

Brite Aluminum					
Description	Part No.	Length	Width	Height	Cubic Ft.
Drawer Slide, Short, 5 Drawer	DS18	18"	7-3/4"	18-3/4"	—
Drawer Slide, Long, 5 Drawer	DS22	22"	7-3/4"	18-3/4"	—

**D. Chest Drawer Slide Box**

Brite Aluminum					
Description	Part No.	Length	Width	Height	Cubic Ft.
Chest Draw Slide Box	TBC38DS	38"	23"	20"	10.0

**E. 5th Wheel Box**

Brite Aluminum					
Description	Part No.	Length	Width	Height	Cubic Ft.
5th Wheel Box	FWB58	58"	18"	10"	6.0

**F. Underbody Boxes**

Brite Aluminum					
Description	Part No.	Length	Width	Height	Cubic Ft.
Underbody, 2-Doors, Extra Long	TBUB60	60"	18"	18"	11.3
Underbody, 1-Doors, Long	TBUB48	48"	18"	18"	9.0
Underbody, 1-Doors, Standard	TBUB36	36"	18"	18"	6.8
Underbody, 1-Doors, Short	TBUB30	30"	18"	18"	5.6
Underbody, 1-Doors, Mini	TBUB24	24"	18"	18"	4.5

**G. Trailer Boxes**

Brite Aluminum					
Description	Part No.	Length	Width	Height	Cubic Ft.
Trailer Box, Large	TBV49	49"	18"	21"	6.3
Trailer Box, Small	TBV34	34"	16"	21"	4.1
Trailer Box, Small, Low Profile	TBV34LP	34"	16"	13"	2.9

**Red Label Boxes**


- Push-button Series made for contractors, utility companies, commercial and fleet users.
- Made with smooth-acting self-opening push-buttons.
- Full length piano hinge

**H. Single Lid Boxes**

Brite Aluminum					
Description	Part No.	Length	Width	Height	Cubic Ft.
Full Size, Standard	TBS72H	72"	19-1/4"	13-1/2"	9.4
Full Size, Deep	TBSD72H	72"	19-1/4"	19-1/2"	12.8
Full Size, Standard	TBS69H	69"	19-1/4"	13-1/2"	9.1
Full Size, Deep	TBSD69H	69"	19-1/4"	19-1/2"	12.5

**I. Side Mount Boxes**

Brite Aluminum					
Description	Part No.	Length	Width	Height	Cubic Ft.
Side Mount, Standard	TBSM60	60"	14-1/2"	11"	4.4
Side Mount, Short	TBSM48	48"	14-1/2"	11"	3.5



\*Most styles of tool boxes are available in Black, add BLK to end of part number.

# TOOL BOXES



## Red Label Tool Boxes

- SELF-ADJUSTING STRIKER (Patent Pending)  
Closes securely every time strength
- DAMPENED GAS STROCKS  
Open at a controlled rate
- FULL LENGTH HIDDEN HINGE  
Adds overall strength
- PADDLE HANDLES with GUIDE PLATE  
Lockable and made of stainless steel
- CROWNED LID  
Special design for extra strength
- CLOSED CELL FOAM GASKET  
Keep the elements from damaging tools
- DOUBLE-V LID STIFFENER  
Creates a rigid lid
- REMOVABLE TOOL TRAY  
Good for organizing smaller tools

### Crossover Box Aluminum

Description	Part No.	Length	Width	Height	Cubic Ft.
Fullsize	8170	69.75"	20"	12.2"	8.4
Fullsize, Deep	8170D	69.75"	20"	18.25"	12.0



### Double Lid Crossover Box Aluminum

Description	Part No.	Length	Width	Height	Cubic Ft.
Fullsize	8370	69.75"	20"	12.2"	8.4
Fullsize, Black	8370B	69.75"	20"	12.2"	8.4
Midsized	8360	60"	20"	12.2"	7.1



### Side Mount Boxes Aluminum

Description	Part No.	Length	Width	Height	Cubic Ft.
Side Mount, Long	8787	87"	12.75"	10"	5.3
Side Mount, Standard	8768	68"	12.75"	10"	4.2
Side Mount, Short	8748	48"	12.75"	10"	3.0



### Utility Chest Boxes Aluminum

Description	Part No.	Length	Width	Height	Cubic Ft.
Utility Chest, Long	8556	56"	19"	16"	8.9
Utility Chest, Standard	8546	46"	19"	16"	8
Utility Chest, Short	8537	37"	19"	16"	6.4

### 5th Wheel Boxes Aluminum

Description	Part No.	Length	Width	Height	Cubic Ft.
5th Wheel, Wide	8560W	60"	24"	18"	14.9
5th Wheel	8559	59"	21.5"	8"	5.9



### Specialty Tool Boxes

#### Wheel Well Boxes Aluminum

- Lockable lift-up lid on a sturdy piano hinge
- Fits pickups with 6' and 8' bed



Description	Part No.	Length	Width	Height	Cubic Ft.
Wheel Well, Passenger Side	94	37"	7.75"	19.5"	2.2
Wheel Well, Driver Side	95	37"	7.75"	19.5"	2.2


#### Underbed Boxes Aluminum

- Water-channel and bulb seal keep water out
- T-Handle creates a tight barrier when closed



Description	Part No.	Length	Width	Height	Cubic Ft.
Underbed Box, Small	61	24"	18"	18"	4.5
Underbed Box, Medium	74	30"	20"	18"	5.94

## How To Measure Your Tool Box:



A = Length, B = Width, C = Height

- THE WIDEST SELECTION OF SIZES & STYLES IN THE INDUSTRY
- SUPERIOR QUALITY & ECONOMICALLY PRICED TO FIT YOUR BUDGET



## TOOL BOXES



SEE PAGE 36 FOR TOOL BOX STEP.



## Single Lid

### Crossover Boxes

Brite Part No.	Black Part No.	Description	Dimensions shown in inches*		
			A	B	C
72" (Fits 99-Up Ford Super Duty, 72-96 Ford F-Series, Dodge Ram)					
110721	110722	—	72	19-1/4	13-1/2
111721	111722	Deep	72	19-1/4	19-1/2
70" (Fits 97-Up Ford F-150, 88-Up Chevy/GMC FS)					
110701	110702	—	69	19-1/4	13-1/2
111701	111702	Deep	69	19-1/4	19-1/2
66" (Fits 00-Up Toyota Tundra, 93-99 Toyota T-100/T-150)					
110671	—	—	66	19-1/4	13-1/2
63" (Fits 97-Up Ford Flareside, 87-Up Dodge Dakota)					
110631	110632	—	63	19-1/4	13-1/2
60" (Fits 82-Up Ford Ranger, 82-03 Chevy S-10, 04-Up Colorado/Canyon, Most Import LB)					
110601	—	—	60	19-1/4	13-1/2
111601	—	Deep	60	19-1/4	19-1/2
58" (Fits 88-Up Chevy/GMC Step Side, 92-96 Ford Flareside)					
110581	110582	—	58	19-1/4	13-1/2
54" (Fits Ford Ranger Flareside Only)					
110511	—	—	54	19-1/4	13-1/2

## Single Lid Low Profile


Brite Part No.	Black Part No.	Description	Dimensions shown in inches		
			A	B	C
72" (Fits 99-Up Ford Super Duty, 72-96 Ford F-Series, Dodge Ram)					
120721	120722	—	72	19-1/4	13-1/2
121721	—	Deep	72	19-1/4	19-1/2
70" (Fits 97-Up Ford F-150, 88-Up Chevy/GMC FS)					
120701	120702	—	69	19-1/4	13-1/2
121701	—	Deep	69	19-1/4	19-1/2
66" (Fits 00-Up Toyota Tundra, 93-99 Toyota T-100/T-150)					
120671	—	—	66	19-1/4	13-1/2
63" (Fits 97-Up Ford Flareside, 87-Up Dodge Dakota)					
120631	120632	—	63	19-1/4	13-1/2
60" (Fits 82-Up Ford Ranger, 82-03 Chevy S-10, 04-Up Colorado/Canyon, Most Import LB)					
120601	—	—	60	19-1/4	13-1/2

## Two Lid (Gullwing) Truck Box



Brite Part No.	Black Part No.	Dimensions shown in inches		
		A	B	C
72" (Fits 99-Up Ford Super Duty, 72-96 Ford F-Series, Dodge Ram)				
140721	—	72	19-1/4	13-1/2
70" (Fits 97-Up Ford F-150, 88-Up Chevy/GMC FS)				
140701	—	69	19-1/4	13-1/2
60" (Fits 82-Up Ford Ranger, 82-03 Chevy S-10, 04-Up Colorado/Canyon, Most Import LB)				
140601	—	60	19-1/4	13-1/2

## Truck Chests



Brite Part No.	Black Part No.	Dimensions shown in inches			
		A Length	B Width	C Height	
150601	150602	60"	20"	17-1/4"	
151601	—	60"	24"	20"	
150581	150562	56"	20"	17-1/4"	
150481	150482	48"	20"	17-1/4"	
151481	—	48"	24"	20"	
150401	—	40"	20"	17-1/4"	
150361	—	36"	20"	17-1/4"	

## Top Mount Boxes

Width: 13-1/4"  
Height: 17"

Part No.	Length
170961	96
170901	90
170721	72
170601	60
170481	48



## Wheel Well Boxes


Part No.	Length
180601	55
180481	48

Width: 8"  
Height: 23-1/4"

## Underbody Boxes

Width: 18" / Height: 18"

Part No.	Length
190601	60"
190481	48"
190361	36"
190241	24"



## Side Mount Boxes

Width: 11-1/4" / Height: 11"

Part No.	Length
160721	72
160601	60
160481	48



## Trailer Tongue Boxes

Part No.	Length	Width	Height
201341	34"	16"	13"
201191	34"	16"	21"



More Applications Available.

# TOOL BOXES




Delta PRO offers the best and most innovative features in truck storage solutions. Delta PRO Crossovers, Innersides and Chests utilize the Self-Adjusting Gear-Lock Dual Rotary Locking System and Self-Aligning Latch Pins to maintain a tight-fitting lid. No adjustments are needed to keep the lid locked down tight.


## Features for Delta Pro Tool Boxes



Gear-Lock Locking System



Self-Aligning Lid Latch Pins



3-Layer RSL™ Lid



High-Strength Body Design



Heavy-Duty Gas Spring Guards

## Single Lid Crossover

Description	Brite Aluminum		Black Aluminum		Length	Width	Height	Cubic Ft.
	Part No.	Part No.	Part No.	Part No.				
Fullsize, Super-Duty & Ram	PAC1584000	—	74"	20-7/8"	14-1/4"	9.7		
Fullsize	PAC1580000	PAC1850002	71"	20-7/8"	14-1/4"	9.2		
Fullsize, Low-Profile	PAC1357000	PAC1357002	71-1/8"	21"	15-1/8"	9.1		
Fullsize, Deep	PAC1582000	PAC1582002	71"	20-7/8"	17-1/4"	11.3		
Fullsize, Super Deep	PAC1585000	—	71"	21"	19-7/8"	13.0		
Mid-Size	PAC1589000	—	63-1/2"	20-7/8"	13-5/8"	8.0		
Compact, Low Profile	PAC1360000	—	61"	21"	15-1/8"	6.5		

## Gullwing Boxes

Description	Brite Aluminum		Black Aluminum		White Steel		Length	Width	Height	Cubic Ft.
	Part No.	Part No.	Part No.	Part No.	Part No.	Part No.				
Fullsize	PAC1596000	PAC1596002	PSC1460000	71"	20-7/8"	14-1/4"	9.2			

## Innerside Boxes

Description	Brite Aluminum		Black Aluminum		Length	Width	Height	Cubic Ft.
	Part No.	Part No.	Part No.	Part No.				
Innersides, Long	PAN1442000	PAN1442002	58-1/2"	13"	11"	3.2		
Innersides, Standard	PAN1441000	—	48-1/2"	13"	11"	2.7		



## Topsider Boxes

Description	Brite Aluminum		Black Aluminum		White Steel		Black Steel		Length	Width	Height	Cubic Ft.
	Part No.	Part No.	Part No.	Part No.	Part No.	Part No.	Part No.	Part No.				
Topsider, Extra Long	869000	—	879000	879002	96"	13-3/4"	16-5/8"	11.3				
Topsider, Long	868000	868002	878000	878002	87"	13-3/4"	16-5/8"	10.2				
Topsider, Standard	—	—	877000	—	78"	13-3/4"	16-5/8"	9.2				
Topsider, Short	866000	866002	876000	—	72"	13-3/4"	16-5/8"	8.4				

## Truck Chest Boxes

Description	Brite Aluminum		Black Aluminum		Length	Width	Height	Cubic Ft.
	Part No.	Part No.	Part No.	Part No.				
Fullsize, Extra-Wide Long Bed	PAH1424000	—	61"	19-3/8"	27-5/8"	17.0		
Fullsize, Short-Bed	PAH1420000	PAH1420002	61"	19-3/8"	20-5/8"	12.1		
Compact	PAH1421000	—	46-7/8"	16-1/4"	17-1/2"	6.3		

## Underbody Boxes

Description	Brite Aluminum		Black Steel		Length	Width	Height	Cubic Ft.
	Part No.	Part No.	Part No.	Part No.				
Underbody, Extra Long	—	1008002	60"	18"	18"	11.25		
Underbody, Long	409000	1007002	48"	18"	18"	9		
Underbody, Standard	408000	1006002	36"	18"	18"	6.75		
Underbody, Short	407000	1004002	24"	18"	18"	4.5		

## Trailer Boxes

Description	Brite Aluminum		Length	Width	Height	Cubic Ft.
	Part No.	Part No.				
Trailer Box, Large	416000	—	48"	21-1/4"	21"	6.1
Trailer Box, Small	415000	—	32-7/8"	17-1/4"	21"	4.5



More Applications Available.





The JOBBOX brand has become a leader in rugged, dependable, and secure tool storage products for truck and on-site storage. It is based on a constant drive to satisfy the most demanding requirements of professionals.

## Features for Jobbox® Crossover and Innerside Tool Boxes



Self-Adjusting Rotary  
Gear-Lock II™  
Locking System



Self-Aligning  
Latch Hoop



Gas Spring Guards And  
90° Lid Opening



High-Strength, Deep  
Beveled Edge Lid

## Crossover Box Aluminum

Description	Brite Aluminum Part No.	Length	Width	Height	Cubic Ft.
Fullsize, Deep	JAC1387980	71"	21"	19-1/8"	10.7



## Topside Boxes Aluminum


Description	Brite Aluminum Part No.	Length	Width	Height	Cubic Ft.
High Capacity, 2-Door	545980	87"	16"	16-5/8"	13.2
Standard Capacity, 2-Door	866980	72"	13-1/4"	16-5/8"	8.4



Delta Truck Boxes are known as the standard for quality and value. You can select from Aluminum, Steel and Structural Foam models that meet a wide range of storage requirements.

## Crossover Boxes Steel

Description	Single Lid White Steel	Gull Wing White Steel	Length	Width	Height	Cubic Ft.
	Part No.	Part No.				
Fullsize	904000	901000	70-5/8"	20-5/8"	14-3/8"	9.0
Fullsize, Deep	922000	—	70-5/8"	20-5/8"	17-3/8"	11.1
Mid-Size	906000	—	62-5/8"	20-5/8"	14-3/8"	7.8
Compact	905000	902000	60-5/8"	20-5/8"	11-3/8"	5.8



## Innerside Boxes Steel

Description	White Steel Part No.	Length	Width	Height	Cubic Ft.
Innerside, Long	821000	64-1/2"	11-3/4"	11-1/4"	3.5




## Truck Chests Steel

Description	White Steel Part No.	Length	Width	Height	Cubic Ft.
Fullsize	807000	59-1/8"	58-1/2"	19"	10.2
Compact	819000	46-5/8"	46"	16-3/4"	7.1



## Wheel Well Box Steel

Description	White Steel Part No.	Length	Width	Height	Cubic Ft.
Wheelwell Box, Short	850000	48"	8-3/8"	21-3/4"	3.1



## Portable Utility Chest Steel

Description	White Steel Part No.	Length	Width	Height	Cubic Ft.
Portable Lock-Down Hopper Utility Chest w/ Mounting Brackets	810000	32-5/8"	11-1/4"	12-3/4"	2.2
Portable Utility Chests	814000	32-5/8"	14-3/4"	13"	3.4



# TRANSFER TANKS



## Steel Liquid Transfer Tanks

For transporting or storing combustible liquids. These tanks are not designed for gasoline or other flammable liquids. Tanks are reinforced with full center baffles. 2" NPT bungs and tie-down bars. Built-in lifting rings for lifting an empty tank. Fuel filter recommended. Check regulations with local fire officials.

### L-Shaped Steel Liquid Transfer Tanks



Part No.	Safety Fill Capacity (Gals.)*	Maximum Fill Capacity (Gals.)*	A	B	C	D
498000	98	106	60"	25"	33"	7-1/2"
480000	103	109	59-5/8"	25"	31"	9"
481000	56	59	37"	21"	31"	9"
482000	51	54	29-5/8"	25"	31"	9"

### Rectangular Steel Liquid Transfer Tank

Part No.	Safety Fill Capacity (Gals.)*	Maximum Fill Capacity (Gals.)*	A	B	C
484000	96	107	45-1/4"	24"	23-1/4"



### Square Steel Liquid Transfer Tank

Part No.	Safety Fill Capacity (Gals.)*	Maximum Fill Capacity (Gals.)*	A	B	C
485000	50	55	23-1/4"	24"	23-1/4"



### Vertical Steel Liquid Transfer Tank

Part No.	Safety Fill Capacity (Gals.)*	Maximum Fill Capacity (Gals.)*	A	B	C
486000	37	42	59-5/8"	19"	9"

\*Capacity includes a safety reserve to allow for expansion of the contents in warm weather.



## Meter - Registers For Electric Pumps

- Single screw calibration
- Designed to work at operating pressures up to 50PSI
- Four-digit delivery

Model No.	Power Supply	Gallons Measured Per Minute
DMA013R	12-Volt	4 - 20



## 12-Volt Electric Pumps

Part No.	Nozzle	Hose	Optional Meter-Register Part No.
DMA001R	Manual	3/4" x 10' UL	DMA013R
DMA002R	Manual	3/4" x 12' UL	DMA013R
DMA003R	Automatic	3/4" x 12' UL	DMA013R

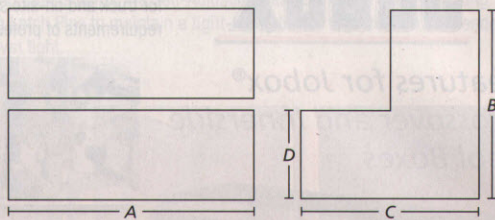
## Hand-Operated Pumps

- Built-in lockable nozzle handle
- Dispenses approximately one gallon per seven turns

Part No. DMA008R - Rotary Pump



## Dimension Chart



## Low-Profile L-Shaped Steel Liquid Transfer Tanks




Part No.	Safety Fill Capacity (Gals.)*	Maximum Fill Capacity (Gals.)*	A	B	C	D
487000	86	92	54"	25"	31"	6-1/2"
488000	76	52	48"	25"	31"	6-1/2"



## Liquid Transfer Tanks

- Each tank features stability baffles and a 3/8" drain plug
- Radius curve design eliminates key welded pressure points




White Steel  
(See below for other finishes.)

Part No.	Description	Volume	Length	Width	Height
<b>L-Shape Transfer Tanks</b>					
91747	L-Shape "Hammerhead"	100 (gal.)	60"	30"	24"
91751	L-Shape	100 (gal.)	60"	30"	24"
91754	L-Shape "Short"	50 (gal.)	30"	30"	24"
<b>Square Transfer Tanks</b>					
91750	Square	55 (gal.)	24"	24"	24"
<b>Rectangle Transfer Tanks</b>					
91752	Rectangle "Long"	40 (gal.)	60"	9"	19"
91753	Rectangle "Short"	110 (gal.)	48"	24"	24"

Add: "B" for Black Aluminum, "S" for White Steel, "SB" for Black Steel to end of Brite Aluminum Part No.

## Combo Transfer Tank

The convenience of a Dee Zee Utility Chest welded onto a Liquid Transfer Tank.



Black Aluminum

Black Steel

Brite Aluminum

Part No.	Volume	Length	Width	Height
91741	80 (gal.)	48"	30"	24"
91742	94 (gal.)	56"	30"	24"



## Liquid Transfer Tanks

- Designed to transport non-potable water and diesel fuel needed for many uses of contractor, agriculture, government, and other commercial applications
- A commercial grade vented cap is standard as are stout mounting flanges
- Made with 125 H.D. aluminum alloy


Part No.	Volume	Length	Width	Height
<b>L-Shaped Transfer Tanks</b>				
TT50LTP	50 (gal.)	36"	32"	22"
TT85LTP	85 (gal.)	48"	34"	26"
TT100LTP	100 (gal.)	59-1/2"	31"	24"
<b>Rectangle Transfer Tanks</b>				
TT50RTP	50 (gal.)	36"	19"	19"
TT100RTP	100 (gal.)	59-1/2"	21"	21"
<b>Combo Transfer Tanks</b>				
TT45COMBO	45 (gal.)	54"	18"	19.5"
TT50COMBO	50 (gal.)	36"	32"	22"
TT85COMBO	85 (gal.)	48"	34"	26"
TT100COMBO	100 (gal.)	59-1/2"	31"	24"



L-Shaped



Combo



Rectangle



## Fuel Transfer Tanks

Constructed of heavy 14-gauge steel, the interior baffles prevent fuel sloshing and provide extra reinforcing. The fill tube is reinforced with length that allows for tank expansion.

Part No.	Description	Volume	Length	Width	Height
352301	L-Shape	75 (gal.)	30"	43-1/4"	26"
354301	L-Shape	90 (gal.)	30"	46-1/4"	26"
358301	Rectangle	100 (gal.)	24"	46-1/4"	23"



Rectangle

L-Shaped



Liquid Transfer Tanks

Part No.	Description	Length	Width	Height
210101	100 Gallon Rectangle Tank	54.25"	24.25"	20.25"
201501	35 Gallon Vertical Tank	45.25"	11.25"	17.25"
210851	75 Gallon Short Bed L-Tank	48.25"	31"	24"
211101	95 Gallon Long Bed L-Tank	54.25"	31"	24"
210751	75 Gallon L-Tank and Chest Combo	48.25"	31"	24"

# TOOL BOXES

# Geneva

## Storage Drawers

- A unique, patented storage system to store tools securely in a truck's rear wheel-well area or the back of a van.
- Each storage drawer comes with a cam locking system with two keys to provide added security

Brite Aluminum Part No.	Black Aluminum Part No.	Black Steel Part No.	White Steel Part No.	Description
<b>8' Model (7-5/8" W x 20-1/2" D x 18-7/8" H)</b>				
62457	—	62157	62057	Right Side
62455	—	62155	62055	Left Side
72450	72460	—	72050	Universal
<b>6' Model (7-5/8" W x 18" D x 18-7/8" H)</b>				
92457	—	92157	92057	Right Side
92455	—	92155	92055	Left Side
76450	76460	76150	76050	Universal
<b>Mini Model (7-5/8" W x 18" D x 15-1/2" H)</b>				
72440	—	72140	—	Universal

## Sidebed III

- Utilizes the space in front of the left and right wheel wells of a truck or van.
- Comes with removable storage tray and dividers designed for multi-sized adjustable compartment options.
- Each Sidebed III comes with paddle handle locking system with two keys to provide added security.



### Signature Series

### Powder Coat Series

Brite Aluminum Part No.	Black Steel Part No.	Model	Dimensions
46020	46001	6'	18.5" D x 18.875" H x 7.625" W
48020	—	8'	28" D x 18.875" H x 7.625" W

## Underbody Storage Boxes

- Great for secure storage of tools and equipment on heavy-duty trucks.
- 13-gauge steel surfaces coated with iron phosphate & powder-coated for a rust resistant finish.
- Passed the GM 500 hour salt and spray test.



Black Steel Part No.	Model	Dimensions
24100	24"	24" W x 18" H x 18" D
36100	36"	36" W x 18" H x 18" D

## SEAL-TITE

### DEFLECTA-SHIELD

ALL-TERRAIN PRODUCTS



## Tool Boxes

- A highly polished body constructed with .080" 5052 Marine Grade Aluminum
- Full length, reinforced dome style lid offers increased strength and rigidity, allowing the lid to close and latch from extra space either side
- Unique dome-style weatherproof lid and a smooth operating push-button rotary latching system

## Single Lid Crossover

Part No.	Description
07000	Full-size, regular
07000DB	Full-size, deep
07099	99-Up Ford Super Duty



## Side Mount

Part No.	Description
07300	58-3/4" length
07400	87-3/4" length






## PACK RAT® Drawer Units

- Low-profile provides concealed and secure storage for heavy items without greatly reducing truck bed area
- Drawer compartments are approximately 9 3/4" wide and can be divided
- ONE-TOUCH Latch System allows easy, one-hand operation
- Drawers are weather stripped and each drawer has a load rating of 425 lbs. evenly distributed

Part No.	Compartments	Dividers	Height	Width	Length
3013	3	12	12-3/8"	30"	24"
3033	4	12	12-3/8"	39-3/4"	24"
3043	2	6	8-7/8"	30"	48"
3053	1	6	8-7/8"	10-1/4"	48"
3063	2	12	8-7/8"	20"	48"
3073	3	18	8-7/8"	30"	48"
3083	4	24	8-7/8"	39-3/4"	48"
3343	2	6	12-3/8"	30"	48"
3353	1	6	12-3/8"	10-1/4"	48"
3363	2	12	12-3/8"	20"	48"
3373	3	18	12-3/8"	30"	48"
3383	4	24	12-3/8"	39-3/4"	48"



## Medium Duty 1,200lbs. Carrying Capacity

- Our Medium Duty series are designed for general truck use.
- Contractors, landscapers, outdoor enthusiasts and more will enjoy the effortless sliding action of this popular series.
- 105-114 lbs. Installed Weight

Part No.	Dimension
4109037	95" x 49"
4109067	80" x 49"
4109055	76" x 49"

## Aluma Plank

A series of lightweight interlocking high grade aluminum planks to support your truck's payload.

Part No.	Dimension
4109062	95"
4109073	80"
4109061	76"

## Heavy Duty 2,000lbs. Carrying Capacity

- Our Heavy Duty series are designed for daily serious cargo hauling.
- Businesses needing a tough, easy-to-use slide with great utility will appreciate these models.
- 139 lbs. Installed Weight

Part No.	Dimension
4109071	95" x 49"



Drop In  
The Load



Unload In  
30 Seconds

Unfurl The  
Dragsheet

Model	Dragsheet	Capacity
Part No.	Roller Bar (W x L)	
LH2000	68" 50" x 15'	2000 lbs.
LH2000M	60" 42" x 15'	2000 lbs.
LH3000	67" 52" x 15'	3000 lbs.

## JOBOX StorAll Steel Drawer Units Extreme Durability, Safety, and Versatility

Up To 50% More Drawer weight capacity than competitive product

- 650 lb. drawer weight capacity.
- Drawer travels on 1,000 lb. rated roller bearings and 250 lb. rated front conveyor bearings. Rear bearings ride inside 12-gauge steel channels.

Grip-and-Release drawer stop safety system

- Allows you to safely open and close heavy drawers on sloped surfaces.
- Up to 20% More Storage capacity than the competition
- Both Front-to-Rear sectional divider and bin dividers are adjustable.



## Steel Drawer Units – 48" Long

Part No.	Body Width	Drawer Width	# Of Compartments
<b>5" Deep Drawer</b>			
663980	36"	33"	3
664980	48"	45"	4
<b>9" Deep Drawer</b>			
667980	36"	33"	3
668980	48"	45"	4

More Applications Available.

**New**

# TRUXEDO®

## TonneauMate™ Versatile Mounting Toolbox

2 Year  
Warranty



Part No. 1117416



**Universal Fit**

Fits most full-size trucks with or without a tonneau cover - Works great with Truxedo® Deuce.



**Adjustable Mounting**

Design allows for front, middle, or rear placement in the truck bed.



**Functional**

Elevated to allow for use of the entire truck bed floor.



**Durable Construction**

Supports heavy loads up to 250 lbs. and built to last.



**Easy Installation**

Quick one-person, no drill installation in minutes.

# UNDERCOVER™

## Better Storage Within Your Reach.

- Swings Out
- Lockable
- Lift-Off Removal

UnderCover, maker of the most popular hard tonneau in the USA, introduces the Swing Case, the most innovative and versatile truck storage box ever made. Best of all, the Swing Case provides storage that's always within reach.

# UNDERCOVER SWING CASE



Part No.	Application
SC100D	07-09 Silverado/Sierra, Driver Side
SC100P	07-09 Silverado/Sierra, Passenger Side
SC101D	99-06 Silverado/Sierra, Driver Side
SC101P	99-06 Silverado/Sierra, Passenger Side
SC200D	99-09 Ford F-250/350 Super Duty, Driver Side
SC200P	99-09 Ford F-250/350 Super Duty, Passenger Side
SC201D	97-08 Ford F-150, Driver Side
SC201P	97-08 Ford F-150, Passenger Side
SC300D	02-08 Dodge Ram, Driver Side
SC300P	02-08 Dodge Ram, Passenger Side
SC400D	07-08 Toyota Tundra, Driver Side
SC400P	07-08 Toyota Tundra, Passenger Side
SC401D	2009 Toyota Tacoma, Driver Side
SC401P	2009 Toyota Tacoma, Passenger Side
SC500D	04-09 Nissan Titan, Driver Side
SC500P	04-09 Nissan Titan, Passenger Side

**EASY  
INSTALL!**  
Simple One-Person Installation



Part No.	Application
<b>Pocket Style</b>	
4091702	99-02 Chevy Silverado, 99-06 GMC Sierra
4091802	03-06 Chevy Silverado
4092402	07-09 Chevy Silverado Long 97.6" and Reg. 78.7" Bed
4094202	07-09 Chevy Silverado Short 69.3" Bed
5090802	94-01 Dodge Ram 1500, 94-02 2500/3500
5090702	02-05 Dodge Ram 1500, 03-05 2500/3500, 06-up Ram SB
5091102	06-09 Dodge Ram Long Bed
2092702	2009 Ford F-150
2091402	99-07 Ford Super Duty
2091602	04-06 Ford F150
2091702	08-09 Ford Super Duty
<b>Extend-A-Fender</b>	
4090602	99-02 Chevy Silverado, 01-02 HD, 99-06 Sierra, 01-06 Sierra HD
4091602	03-06 Chevy Silverado
4092502	07-09 Chevy Silverado Short Bed
4093802	07-09 Chevy Silverado Regular/Long Bed
4092702	07-09 GMC Sierra
5000911	94-01 Dodge Ram 1500, 94-02 2500/3500
5001011*	
5090402	02-05 Dodge Ram 1500, 94-02 2500/3500, 06-09 Ram SB
5091202	06-09 Dodge Ram Long Bed
2092602	2009 Ford F-150
2091302	01-03 Ford F150 250 Super Crew
2091502	04-08 Ford F150 RC/SC/SCC
<b>Cut-Out</b>	
4005102	99-02 Chevy Silverado and 01-02 HD, 99-06 Sierra, 01-06 HD
4005202*	
4094402	03-06 Chevy Silverado
4094602	07-09 Chevy Silverado
4094702	07-09 GMC Sierra
2004302	99-07 Ford Super Duty Short Bed
2004402*	
2004302	99-07 Ford Super Duty Long Bed
2004602*	
2092202	08-09 Ford Super Duty

\*Front/Rear Part Numbers

## Fender Flares

- 5 styles to choose from
- No-drill applications make installation easy
- 100% UV protection, no chalking, cracking or warping
- Paintable OEM matte black finish
- Limited Lifetime Warranty



Cut-Out Flares



Extend-A-Flares




Pocket Style Flares



## Mud Flaps For Dual Wheel Trucks

- Dually mud flaps measure 19"x24"
- Precision molded from heavy duty rubber.
- Custom Mounting Brackets, Stainless Steel weights and chrome or black Anti-Sail brackets are available.




Part No. 727SET

Part No.	Application
70732SET	01-09 Chevy/GMC HD Dually
727SET	88-00 Chevy/GMC
70730SET	99-09 Ford Super Duty Dually
70738SET	01-02 Dodge Dually
729SET	94-00 Dodge Dually
70764SET	03-09 Dodge Dually

## Diamond Plate Mud Flaps

Complete Dually sets include 1 pair each of: mounting brackets, mud flaps, weights, anti-sail brackets.

Part No.	Application
0727SET	88-00 Chevy/GMC
070730SET	99-09 Ford Super Duty
0729SET	94-00 Dodge dualie
070732SET	01-09 Chevy/GMC HD Dually
070764SET	03-09 Dodge Dually



## HUSKY LINERS

### Custom Molded Mud Guards

- Flexible black matte finish
- Easy to install
- Sold in pairs

Front Part No.	Rear Part No.	Application
56791	57791	07-09 Chevy Silverado (new body style) w/o flares
56801	57801	07-09 GMC Sierra/Sierra Denali (new body style)
56251	57241	99-07 Chevy Silverado/GMC Sierra w/o flares
56211	57211	99-07 Chevy Silverado/GMC Sierra w/flares
56001	56001	94-02 Dodge Ram 1500/2500/3500
56531	57511	01-03 F-150 Super Crew w/boards
56211	57351	01-07 Chevy/GMC full-size (07 Classic) Dually
56001	57051	94-02 Dodge Ram full-size 2500 & 3500 series Dually
56401	57451	99-04 F-250/F-350 Ford Super Duty full-size Dually
56061	57061	02-08 Dodge Ram, 03-09 Ram 2500/3500
56061	57071	03-09 Dodge Ram Dually
56511	57581	99-09 Ford F250/350 SD w/ OEM Flares
56641	57401	07-09 Ford F250/F350 SD w/ Flares
56591	57591	04-09 Ford F-150 w/flares & bds
56601	57601	04-09 Ford F-150 w/o flares or bds

Lifetime Warranty

## powerflow<sup>®</sup> Big Mudder<sup>™</sup>

Front Part No.	Rear Part No.	Application
2203	2204	99-06 Silverado/Sierra w/o Flares P/U (3)
2205	2206	99-06 Silverado/Sierra w/ Flares P/U (3)
2217	2217	94-01 Ram P/U 1500
2217	2217	94-02 Ram P/U 2500, 3500
2236	2237	02-08 Ram P/U 1500/2500/3500
2232*	2233*	04-09 F150 P/U w/o Flares
2230*	2231*	04-09 F150 P/U w/ Flares
2228	2229	99-04 F250/350 Super Duty (Exc. Dually) w/o Flares



# BED PROTECTION



## Brite Tread Front Bed Cap

Protects the front edge from shifting cargo.

Part No.	Application
5220	07-09 Chevy Silverado/GMC Sierra
5201	99-07 Chevy Silverado/GMC Sierra (*07 Classic Model Only)
5201	88-00 Chevy/GMC Pickup (C/K)
5243	02-08 Dodge Ram Pickup (*02 1500 model only)
5241	73-02 Dodge Ram Pickup (*02 2500/3500 models)
5231	73-97 Ford Pickup (not '97 F150)

## Tailgate Protectors

- Designed to protect the top of your tailgate from dents & scratches
- Corrosion resistant Brite-Tread aluminum



Brite-Tread

### Brite-Tread

Part No.	Application
2119	07-09 Silverado/Sierra (w/flared tailgate)
2121	07-09 Silverado/Sierra (w/rounded tailgate)
2111	99-06 Silverado/Sierra (w/flared tailgate)
2116	99-06 Silverado/Sierra (w/rounded tailgate)
2101	88-00 Chevy/GMC Pickup (C/K)
2145	2009 Dodge Ram 1500
2143	02-08 Dodge Ram Pickup (*02 1500 model only)
2148	97-04 Dakota Pickup
2109	2009 Ford F-150
2138	08-09 Ford Super Duty
2137	99-07 Ford Super Duty
2131	87-97 Ford Pickup (not '97 F150)
2136	93-09 Ranger Pickup

## Brite-Tread Bed Caps

Brite-Tread Features:

- Constructed of heavy-gauge aluminum
- Powdercoated to prevent oxidation

No Holes	w/Holes	Part No.	Application
11986	11984	07-09 Chevy Silverado 6' bed	
11987	11985	07-09 Chevy Silverado 8' bed	
11976	11974	07-09 GMC Sierra 6' bed	
11977	11975	07-09 GMC Sierra 8' bed	
11990	11992	99-06 Silverado/Sierra 6' bed	
11991	11993	99-06 Silverado/Sierra 8' bed	
31966	31964	2009 Dodge Ram 6' bed	
31967	31965	2009 Dodge Ram 8' bed	



No Holes	w/Holes	Part No.	Part No.	Application
31980	31982	02-08 Dodge Ram 6' bed		
31981	31983	02-08 Dodge Ram 8' bed		
21962	21960	2009 Ford F150 Pickup 6' bed		
21963	21961	2009 Ford F150 Pickup 8' bed		
21987	21988	99-09 Ford Super Duty Pickup 6' bed		
21989	21990	99-09 Ford Super Duty Pickup 8' bed and Dually		



- Perfectly matches any under rail bedliner
- Warp resistant - impact resistant
- Will not effect installation or fit of camper tops, tonneau covers, tool boxes or racks
- Extremely durable
- Will not vibrate or rub paint

## Diamond Tailgate Caps

- 100% UV protected Dura Flex™ material
- Protects the vehicle's bed rails from dings, nicks and scratches
- No sheet metal holes to drill
- Easy installation with high-bond adhesive
- Topper compatible

Also Available In Smooth.



No Drill

Diamond

Diamond Part No.	Application
49005	99-06 Chevy Silverado/GMC Sierra
49010	89-98 Chevy/GMC Full Size PU
59006	03-08 Dodge Ram 2500/3500, 02 1500
59005	94-01 Dodge Ram 1500, 02 2500/3500
59008	97-04 Dodge Dakota



## Skins Fitted Bed Caps

- NeveRust™ 17 gauge stainless steel
- Precision fit with or without stake pocket holes

With Stake Pocket Holes	Without Holes	Part No.	Application
59582	59532	02-08 Dodge Ram 1500 series, long bed	
59583	59533	02-08 Dodge Ram 1500 series, short bed	
59590	—	07-09 Chevy Silverado/GMC Sierra SB	
59587	59693	07-09 Chevy Silverado/GMC Sierra LB	
59585	59535	04-08 Ford F-150 SB	
59574	59524	99-09 Ford Super Duty LB	
59576	59526	99-09 Ford Super Duty SB	



### Tailgate Caps Available.

w/Holes Part No.	w/o Holes Part No.	Application
PCC6NH	PCC6N	99-06 Chevy, short bed & 01-06 HD
PCD8H	PCD8	94-01 Dodge, long bed
PCD6H	PCD6	94-01 Dodge, short bed
PCC7	PCC7H	07-09 Chevy Silverado 6.5' bed
PCC12	PCC12H	07-09 Chevy Silverado 8' bed
PCC9	PCC9H	07-09 Chevy Silverado 5.8' bed
PCC10	PCC10H	07-09 GMC Sierra 6.5' bed
PCC14	PCC14H	07-09 GMC Sierra 8' bed
PCC11	PCC11H	07-09 GMC Sierra 5.8' bed
PCC8N	PCD6NH	02-08 Dodge Ram SB
PCD8N	PCD8NH	02-08 Dodge Ram LB

## Bed Rail Caps

- Custom fit for your vehicle
- Textured finish to reduce scratching
- UV stable material
- No drill mounting system and easy installation

w/Holes Part No.	w/o Holes Part No.	Application
801624	811624	01-07 Classic Chevy/GMC FS - LB
801524	804524	01-07 Classic Chevy/GMC FS - 6.5' SB
802354	812354	02-08 Dodge PU FS - Long Box
802354	812354	02-08 Dodge PU FS - Short Box
801404	811404	07-09 Chevy Silverado/GMC Sierra 5.8 ft. bed
801504	811504	07-09 Chevy Silverado/GMC Sierra 6.5 ft. bed
801604	811604	07-09 Chevy Silverado/GMC Sierra 8 ft. bed

Many More Applications Available.







## Skid Resistor®

- The best skid resistance of any bedliner,
- The thick rib construction gives the best protection
- Thick rib gives better moisture evaporation

## PendaLiner®

Tough protection to prevent dents and scratches.

## Under-Rail Bed Liners

### 20000 Series

- "Floor-Form™" design matches the truck design for a perfect fit
- Tough Grip skid-resistant surface to reduce cargo shifting
- Cargo locking system secures your cargo
- Double deck stacking for flexible loading



#### Skid Resistor

Over Rail Part No.	Under Rail Part No.	Penda Liner Part No.	Application
—	41020X	—	07-09 Silverado/Sierra 8' box
—	41002X	—	07-09 Silverado/Sierra 6.6' box
31006X	41006X	51006X	01-07 Classic Silverado/Sierra 8' box
31007X	41007X	51007X	01-07 Classic Silverado/Sierra 6.6' box
—	42014ZZX	62014ZZX	2009 Dodge Ram 1500 8' box
—	42016ZZX	62016ZZX	2009 Dodge Ram 1500 6.4' box
—	42017X	62017X	2009 Dodge Ram 1500 5.7' box
32014X	42014X	62014X	03-09 Dodge Ram 2500/3500 8' box
32016X	42016X	62016X	03-09 Dodge Ram 2500/3500 6' 4" box
32005X	42005X	52005X	02-05 Dodge Ram 8' box
32014	42006X	52005X	02-05 Dodge Ram 6.4' box
32006X	43006X	63006X	99-09 Ford F-250/F-350 Super Duty 8' box
—	43007X	63006X	99-09 Ford F-250/F-350 Super Duty 6.5' box
—	43010ZX	63010ZX	2009 Ford F-150 8' box
—	43011ZX	63011ZX	2009 Ford F-150 6.6' box
—	43012ZX	63012ZX	2009 Ford F-150 5.6' box
—	43010X	—	04-08 Ford F-150 8' box
—	43011X	—	04-08 Ford F-150 6.5' box



## Full Front Box Protector

Maximum protection for the front of your pickup bed.

Part No.	Application
5130	07-09 Chevy Silverado/GMC Sierra - spoiler/flared tailgate
5111	99-07 Chevy Silverado/GMC Sierra (*07 Classic Only)
5143	03-09 Dodge Ram Pickup 1500/2500/3500
5137	99-09 Super Duty Pickup

## Full Tailgate Protectors Brite-Tread



- Constructed of heavy gauge aluminum
- Powdercoated to prevent oxidation



Part No.	Application
4119	07-09 Chevy Silverado/GMC Sierra - spoiler/flared tailgate
4121	07-09 Chevy Silverado/GMC Sierra - rounded tailgate
4116	99-07 Chevy Silverado/GMC Sierra - rounded tailgate (*07 Classic Only)
4111	99-07 Chevy Silverado/GMC Sierra - spoiler/flared tailgate (*07 Classic Only)
4145	2009 Dodge Ram Pickup
4143	03-09 Dodge Ram Pickup 1500
4142	94-02 Dodge Ram Pickup (*02 2500/3500 models)
4109	2009 Ford F150 Pickup
4138	08-09 Ford Super Duty Pickup
4137	99-07 Ford Super Duty Pickup
4107	97-04 Ford F150 Pickup



## Tailgate Gap Covers

- Bridges the gap between the truck bed and tailgate
- Provides maximum protection when used with bed liners
- Quick and easy adhesive installation



Part No.	Application
TR101	99-09 Silverado/Sierra 1500/2500 LD, 01-09 Silverado/Sierra 1500/2500/3500 HD
TR201	97-09 F-150/250 LD, 99-09 F-250/350 Super Duty, 01-09 F-150 Super Crew



## ProTecta Heavy Weight Bed Mats



- Custom-molded fit for most truck models, no trimming required
- Textured pebble surface helps reduce shifting while raised ribs ease loading and unloading of cargo.

Application	Bed Length	Bedmat Part No.	Rubber TG Part No.
07-09 Chevy Silverado / GMC Sierra	8'	6974	6975
	6.5'	6973	6975
	5.5'	6972	6975
99-06 Chevy Silverado / GMC Sierra	8'	6886	6741
	6.5'	6887	6741
2009 Dodge Ram 1500/2500/3500	5.7'	6996	6918
	03-08 Dodge Ram 1500 / 2500 / 3500	8'	6916
94-01 Dodge Ram 1500 / 2500 / 3500	6.5'	6917	6918
	8'	6829	6824
04-Up Ford F-150	6.5'	6830	6824
	8'	6930	6945
97-03 Ford F-150/250 Heavy Duty	6.5'	6929	6945
	8'	6869	6945
99-09 Ford F-250/350 Super Duty	6.5'	6870	6945
	8'	6881	6945
07-09 Toyota Tundra	6.5'	6882	6945
	8'	6987	6990
	5.3'	6986	6990

## Non-Skid Truck Bed Liner

- Part No.265 - 16.5 oz. can, Black
- Part No.266 - 16.5 oz. can, White
- Part No.265G - Gallon, Black

- Part No.265GK - Complete Kit, includes paint and tools
- Part No.265RK - Tool Kit



More Applications Available.

## KARGOMASTER®

### Heavy Duty Pro-II Model Racks for Full Size and Compact Trucks

Fully Gusseted Cross Bars  
Handle Heavy Loads.

**1,700 lbs.  
Capacity**

2" High Tensile  
Strength Round  
Steel Tubing

5 Inch Swaged Joints  
Provide Double Strength.

Pre-drilled Individual Foot Plates  
Standard.

Built-in Rope Ties  
on Each Leg.

Sturdy Upper Rails Form Handy  
Grab Loops.

Lifetime Frame  
Guarantee.

Quick Release  
Rear Cross Bar.

Free 4th Crossbar!  
Removable.

Rack Removes Easily  
With 4 Bolts



(You Must Order 1 Top Channel And 1 Leg Kit For Complete Unit)

Application	Top Channel Part No.	Leg Kit No Shell Part No.	Leg Kit w/Shell Part No.
Full-size, long bed, standard cab	04000	01000	01110
Full-size, long bed, extended cab	06000	01000	01110
Full-size, short bed, extended cab	06010	01000	01110
Ford Super Duty	*	01040	01130

\*Use one of the above top channel kits

**NOW PLATED!**  
ALL Kargomaster steel racks are  
PLATED or ZINC PRIMED for  
SUPERIOR CORROSION PROTECTION!



### Accessories

#### Bed Supports

- Transfer much of the rack load from the bedrail to the floor of your truck

Part No. 31040 - Pair



#### Quick Clamp Cross Bar

- Position anywhere along the length of the rack to provide additional support where needed

Part No. 31110 - Pro II Racks  
Part No. 31600 - Pro III Racks

See Page 33 For More Kargomaster Accessories.



### Medium Duty Kargo Master Pro III Superior Function

- 155" Frame length supports long loads. Front crossbar overhangs windshields on all trucks except long bed extended cab. Looks good and reduces wind noise
- Nationwide lifetime frame guarantee
- Removes easily, only 4 bolts
- Easily assembled and installed in one hour

#### Unsurpassed Styling

- Sleek "Flying Wedge" design
- Smooth tubular components
- Glossy "Wet" black gloss finish

**NOW PLATED!**  
ALL Kargomaster steel racks are  
PLATED or ZINC PRIMED for  
SUPERIOR CORROSION PROTECTION!



**OPTIONAL**  
"No-Drill" Clamp-On  
Mounts Available - #31580

Part No. 80000 - All Full Size Trucks  
Part No. 80020 - All Mini/Mid Size Trucks  
Part No. 80030 - All Mini/Mid w/Camper Shell

Part No. 80050 - Camper Shell Top Mount Rack  
Part No. 31580 - Clamp-on mounts

### Econo Truck Rack

**500 lbs.  
Capacity**

- Beefy 2" round steel tube construction
- Black marine powder coat
- Adjustable width - universal fit
- Two bar height settings - 24" or 27"
- Accessory no-drill mount clamps - easy on, easy off



Part No. 30040


Part No. 30050 - Black Steel Front Only (clamp on)  
Part No. 30040 - Black Steel Front & Back (bolt on)  
Part No. 31090 - Black Steel Window Guard Screen (Econo Models Only)  
Part No. 30060 - For Trucks with Camper Shells

### Quick Pac Rack

**300 lbs.  
Capacity**

- 1-1/2" square steel tube construction
- Black marine powder coat
- Uprights easily removed
- Adjustable load bar width
- Universal fit

Part No. 30090





## Truck Rack Systems



### The Renegade XT Universal Over The Cab Pickup Truck Rack

- 14 Gauge Square Steel Tubing
- Width Adjustable from 55" to 86"
- Length Adjustable to 120"
- Camper Shell Adapter Plates included
- Removable Rear Bar
- Includes 3 cross bars
- Not for Superduty or composite beds

\*Weight Capacity - 1000 lbs Mounted to the Rail and 750 lbs Mounted using Camper Shell Adapter Plates

Part No.	Color	Description
81450	Black	Renegade with 27" High Posts
81452	Black	Renegade with 32" High Posts
81411	Black	Extra Bar

### The Renegade - Universal Pickup Truck Rack

- 14 Gauge Square Steel Tubing
- Width Adjustable from 58" to 90"
- Length Adjustable to 88"
- Camper Shell Adapter Plates included
- Removable Rear Bar, includes 3 cross bars
- Not for Superduty or composite beds.

\*Weight Capacity - 1000 lbs Mounted to the Rail and 750 lbs Mounted using Camper Shell Adapter Plates

Part No.	Color	Description
81400	Black	Renegade with 27" High Posts
81432	Black	Renegade with 32" High Posts
81411	Black	Extra Bar



SEE PAGE 38 & 39 FOR MORE  
TIE-DOWNS & SECURITY PRODUCTS.

### Ladder Rack Mounted Tie-Down



- 1,500 lbs. break strength
- 1-1/4" x 8"

Part No. 05530



### Herculean Strength Truck Racks Diamond Profile Side Rail System



- Designed for 8 Ft Beds Length
- 14 Gauge Square Steel Tubing
- Width Adjustable from 58" to 92"
- Total Length is 152"
- Removable Rear Bar

\*Floor Mount 1500 Weight Capacity  
\*Rail Mount - 1000 lbs Mounted to the Rail and 750 lbs Mounted using Camper Shell Adapter Plates

Part No.	Color	Description
81500	Black	Floor Mount Pickup Truck Rack
87500	Black	Rail Mount Pickup Truck Rack 27" High Posts
87532	Black	Rail Mount Pickup Truck Rack 32" High Posts

### Moonlighter Series Removable Pickup Truck Rack

- **Steel Moonlighter**  
1 3/4 & 1 1/2 14 Gauge Square Tubing, Support Arm Telescopes from 24" to 36", 250 Lbs Weight Capacity
- **Diamond Plate Moonlighter**  
1 1/2 x 2 Formed Diamond Plate Tubing, 275 Lbs Weight Capacity
- **Extruded Aluminum Moonlighter**  
1 3/4 Square Aluminum Tubing, 250 Lbs Weight Capacity



Part No.	Color	Description
82502	Black	250 Lb Capacity, Set of 2
82503	White	250 Lb Capacity, Set of 2
62752	Diamond Plate	275 Lb Capacity, Set of 2
62502	Extruded Aluminum	250 Lb Capacity, Set of 2




1,000 lbs.  
Capacity\*

### Pro IV Heavy-Duty Aluminum Rack

- Rugged 2" dia. x .120" Thick T-6 aircraft aluminum alloy tubing for superior strength
- Abrasion and corrosion resistant polyester marine-grade powder paint
- Easy to assemble with self-locking nuts
- Easily removed with 4 bolts
- Swaged joints and fully gusseted cross bars for superior load capacity
- All stainless steel fasteners

Part No. 90000  
Fits full size Pickups



### Unique Design

- Front legs adjust to fit any bed length
- Mounting plates allow width adjustment to fit all full size trucks


Foot Detail

More Applications Available.



## ATR<sup>™</sup> ALUMINUM TRUCK RACK

- Fully anodized aluminum construction
- Built-in ladder stop, adjustable across the entire length of cross member
- Anti-wear strip protects building materials



**800 lbs.  
Capacity**

### Truck Rack

- Includes:**
- 4 Uprights
  - 4 Mounting Bases
  - 2 Cross Members
  - 4 Ladder Stops

### Quick Release

- Allows quick removal of rear cross member

### Accessory Side Rails

- Includes:**
- 2 Side Rails
  - 1 Front Cross Member

Truck Rack Part No.	Accessory Side Rails <sup>1</sup> Part No.	Cross Member <sup>2</sup> Part No.	Quick Release <sup>2</sup> Part No.	Description
1200	1210	1215	1218	Full Size Truck
1205	1211	1215	1218	Compact Truck

<sup>1</sup> For use with Rack Models 1200 & 1205

<sup>2</sup> For use with Accessory Side Rails

## Steel Ladder Racks

- Rugged Work rack is designed to carry 1,000 lbs. of materials, lumber, or ladders.
- Heavy tubular steel construction with BLACK ARMOR-TUFF<sup>™</sup> Powder Coating

**1,000 lbs.  
Capacity**



## Fast Rack<sup>®</sup> System

- Assembles and installs in approximately 1 hour!
- Constructed of 7-gauge steel bottom rails that add strength to the bed rails on the pickup
- Requires separate purchase of cross member kit



**1,000 lbs.  
Capacity**

Part No.	Application
1245	Full Size Pickups Short Bed*
1275	Full Size Pickups Long Bed*
1345	Compact Pickup, Short Bed

### Accessories

1259	Cab Screen for Full Size Pickups
10605	Cross Member (51" - 56-1/2")

\*Ford Super Duty SuperCab, GM, Dodge and Ford-150 extended cab requires separate purchase of #1247 Airfoil

Leg/Rails Rack Part No.	Cross Member Kit Part No.	Application
1280	1281	88-09 Chevy/GMC Full Size Pickup, LB
1280	1283	97-09 Ford Full-Size 8' Bed
1280	1284	99-09 Ford Super Duty, LB

### Accessory Cross Member

- Adjust to 61-3/8" wide.
- Part No. 10605

### Accessory Cab Screen

- Cab screen clamps to leg of rack with no drilling required
- Part No. 1285

## WEEKENDER<sup>®</sup> Ladder Racks

- Easy on - easy off for that occasional need to carry a ladder or long material

Part No. 1450 - Horizontal Model  
Part No. 1475 - Angular Model



**250 lbs.  
Capacity**



**1,000 lbs.  
Capacity**

## Service Body Racks Steel

- 1,000 lb. Capacity
  - Mount only on steel service bodies
- Part No. 1225

## Aluminum

- Front posts adjust in height and swivels to allow for easy positioning of ladder during placement

Part No. 14253



**200 lbs.  
Capacity**

More Applications Available.

**1,000 lbs.  
Capacity**

**TRACRAC**

Engineered to Deliver



Box 1: Base Rails



Box 2: Overhead Racks and  
4 Crossbar Tie Downs

## TracRac Base Rails and Overhead Racks

For a Complete System order 1 set of Base Rails and 1 set of Overhead Racks.

Part No.	Product	Application
<b>Box 1: Base Rails</b>		
21000	Base Rail A	F150, Chevy/GMC, Dodge Ram long bed - current
21501	Base Rail C	F150, Chevy/GMC, Dodge Ram short bed - current
21010	Base Rail SDL	Ford Super Duty Long Bed
21510	Base Rail SDS	Ford Super Duty Short Bed
21600	Base Rail D	Compact Short Bed - Current
<b>Box 2: Over Head Rack (Includes 4 Crossbar Tie Downs)</b>		
22500	Overhead Racks	Ford F150, Chevy/GMC Fullsize Trucks
22501	Overhead Racks	All compact trucks
22510	Overhead Racks	Ford Super Duty and Dodge Ram

## TracRac

### TracRac Slides!

- Reposition or remove racks in seconds
- Slide Toolbox to tailgate

### TracRac's Built Tough!

- Rugged aluminum - No rust or corrosion
- Carries 1,000 lbs. - weighs just 77 lbs.



### TracRac's Easy-To-Install!

- Installs without drilling or bolting
- (Note: Trucks without stakepockets require direct fastening.)

## Ultimate Sliding Rack System

Complete TracRac system consists of:

- 1 set of Base Rails (Box 1)
- 1 set of Overhead Racks (Box 2)



## TracRac Accessories:

Part No.	Product
A 25100	Base Rail Tiedowns
B 25200	Toolbox Mount Kit
C 25700	Locking TrackKnobs
D 22666	Cantilever Extension - FullSize
E 25220	TracBox - FullSize
25221	TracBox - Compact

**THULE**  
PROFESSIONAL

## Workman Rack Systems & Accessories

### Base Racks

**750 lbs.  
Capacity**



- Maximum strength with all aluminum rust-free welded construction
- 750 lb. maximum capacity (varies by vehicle)
- No drilling required as compression clamps secure rack system to bed rail

Part No. 375 - Workman™ Aluminum Truck Rack (Compact)

Part No. 376 - Workman™ Aluminum Truck Rack (Full Size)

- Custom solution for fiberglass and aluminum caps
- Low profile design with articulating base for mounting to uneven rooflines
- 500 lb. maximum capacity

Part No. 342 - Workman™ Aluminum Truck Cap Rack



**500 lbs.  
Capacity**

## Accessories

- Reduce load height by 40"
- Gas shocks aid in lifting ladder to top of vehicle
- Designed for one extension ladder, 100 lb. max



Part No. 329 - Ladder Lift-Assist System

**1,000 lbs.  
Capacity**



**BESTOP**



## BestRail™ System

- Made of 6061-T6 aircraft grade high-strength aluminum.
- Optional Overhead Rack offers additional space up and over the bed.
- Ladder Rack Extension holds up to 12 ft. in length and up to 1,000 lbs. of weight
- Retractable Tie Downs can be used anywhere on the BestRail™ channels.

Part No.	Description
<b>Channels</b>	
4276001	5.7 ft. Full-Size Beds
4271001	6.5 ft. Full-Size Beds
4272001	6.7 ft. Full-Size Beds
4273001	8 ft. Full-Size Beds
<b>Accessories</b>	
4279101	Overhead Rack System
4279601	Headache Rack
4279401	Retractable Tie Down System
4279301	Tie Down Anchors, Set of 4
4279001	Tonneau Storage Tray (Works w/ all BestRail™ Tonneaus)
4279201	10 ft. Ladder Rack Extension
4279501	12 ft. Ladder Rack Extension

More Applications Available.



- Aluminum construction
- Never rusts
- Lightweight
- Foldable for easy storage
- Weight capacity: 1200 lbs/pair
- Non-slip tread design
- Ignition branded

## Single Folding Ramp (Louvered)

Part No. 9008  
Width - 11" Length - 89"  
Box Size 46" x 7" x 7"



## Single Straight Ramp (Wide)

Part No. 9037  
Width - 11" Length - 71"  
Box Size 72" x 12" x 5"

## Single Folding Ramp (Cross Bar)

Part No. 9009  
Width - 11" Length - 89"  
Box Size 46" x 12" x 7"

## ATV Bi-Fold Ramp

Part No. 9038  
Open Width - 45" Length - 72"  
Box Size 74" x 24" x 5"



## HIGHLAND<sup>TM</sup> The Pro's Brand!



## Ramp Kits

- TRACControl non slip surface
- Heavy duty composite structural technology delivers superior 750 lbs. per ramp performance
- Telescopes from 66" to 98" for ease of storage
- Raised edge keeps tires on ramp

Part No. 11200 - Pair  
Part No. 11201 - Single Ramp

## RAMPARTS<sup>TM</sup> IN RESERVE

- Turn ordinary 2 x 8's, 2 x 10's, or 2 x 12's into a sturdy, rust proof, all-purpose pair of ramps using your own lumber
- Protective pads prevent tailgate from being scratched

### Part No. Application

Part No.	Application
<b>Professional Series Ramp Kits</b>	
07251	Ramp Tops for 2 x 8 to 2 x 10 boards
11251	Ramp Tops for 2 x 12 boards
<b>Ramp Kits</b>	
07001	Ramp Tops for 2 x 8 to 2 x 10 boards
11001	Ramp Tops for 2 x 12 boards
11005	Ramp Tops & Bottoms for 2 x 12 boards



## Folding Aluminum Arched Ramp

- Arched and extra long length for easier loading of lawn tractors and other equipment.
- Heavy duty design - 750 lb. distributed load capacity per ramp.
- 12 3/8" x 118" design folds in half with carrying handle for convenient storage.

Part No. 602013  
Each



## Ramp Mat Kit

Part No. 05612



## BULLY<sup>TM</sup> by Pilot<sup>®</sup> Truck Bed Step

Part No. AS550

- Anodized Cast Aluminum Step
- Installs on both driver and passenger side
- Supports up to 300 lbs.



## Tool Box Step

- Unique toolbox step allows access to cargo area
- Locks into position when in use and locks away when not in use



Polished Part No.	Black Part No.	Application
171002	171001	99-09 Ford Super Duty Long Bed All Cabs
171002	171001	05-07 Ford Super Duty Short Bed All Cabs
171002	171001	04-08 Ford F-150 Short Bed All Cabs



## BedStep<sup>TM</sup>

- Made of high-strength aluminum alloy
- Black anodized and powder coat finish for long-term durability
- Rugged stepping platform supports up to 300 pounds of weight



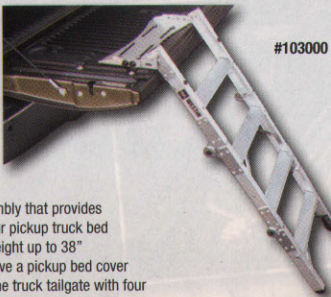
### Part No. Application

Part No.	Application
<b>Chevy/GMC</b>	
7530001	07-09 Silverado/Sierra
7530101	99-07 Silverado/Sierra (Classic)
<b>Dodge</b>	
7530401	02-08 Ram
<b>Ford</b>	
7530201	04-08 F-150
7530301	99-08 F-250/350/450 Super Duty
<b>Toyota</b>	
7350101	05-09 Tacoma Double Cab

More Applications Available.

## Truck-Pal Tailgate Ladder

- Compact self-storing ladder assembly that provides safe and convenient access to your pickup truck bed
- For use on trucks with tailgates height up to 38"
- Can be mounted on trucks that have a pickup bed cover
- Mounts securely to the inside of the truck tailgate with four (4) self-drilling/tapping screws



#103000



**BESTOP**

## Bed X-Tender™

- Made of super strong aircraft aluminum and high-impact nylon composite components
- Proven design is extremely lightweight
- Lower the tailgate and flip the Bed X-Tender™ out for extra length
- Close the tailgate and flip forward to create an enclosed area for all your gear



Part No	Part No.	Description
Brushed Aluminum	Black	
7450000	7450001	Full Size Wide
7450100	7450101	Midsize Compact or any BestRail™ Channels
7450300	7450301	Full Size Deep
7450200	7450201	Full Size, Narrow
7450900	7450901	Small Bed MotoXtender

## Extend-A-Truck™



- Adjustable height for roof top hauling & bed extension
- Stores flat behind the seat
- 4' wide support
- Red flag is included



## Turbo-Rack®

### Universal Fit Single Roof Rack

- High density foam towers will not scratch roof
- Steel support bars features Quick-Release width adjustment
- Ideal for use with the Extend-A-Truck receiver hitch load support



**INDUSTRIES, INC**

**TAILGUARD**  
PROFESSIONAL GRADE

A must-have for Contractors!  
Now you can carry more cargo safely!

Part No. 6400 - Fits all full size trucks

**ADDS UP TO 2 FEET!**

High-strength aluminum construction  
Easy to install; easy to use

Tight mesh secures smaller materials reduces liability from lost loads.  
Hassle-free bed extender turns a 6' bed into a 8' bed and a 8' bed into a 10' bed.



## Rear Step Bumpers

ALL FULLSIZE BUMPERS: 8,000 lbs. trailer weight, 800 lbs. tongue weight.

DOWNSIZE BUMPERS: 3,500 lbs. trailer weight, 350 lbs. tongue weight.

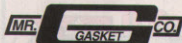
1. Diamondstep®
2. Surestep®
3. Surestep Deluxe XLT®



Fullsize Universal Series	Diamondstep	Silver	Chrome	Surestep	Chrome	Surestep Deluxe XLT	Univ. Mt. Kit
	Part No.	Part No.	Part No.	Part No.	Part No.	Part No.	Part No.
<b>Chevy/GMC</b>							
1988-00 Fleetside P/U	20009	20008	—	20003	21003	—	92230
1973-87 C/K Fleetside P/U	20000	20002	21000	20022	21002	20007	92280
<b>Dodge</b>							
1994.5-01 Ram 1500 <sup>1</sup>	20009	20008	—	—	—	—	92240
1994.5-02 Ram 2500/3500	20009	20008	—	—	—	—	92240
<b>Ford</b>							
1967-96 F150/250LD F150d	20000	20002	21000	20022	21002	20007	92230
1992-07 Van, Fullsize	20107	20105	21105	—	—	—	Included
Downsize Universal Series	Diamondstep	Chrome	Surestep	Chrome	Univ. Mt. Kit		
	Part No.	Part No.	Part No.	Part No.	Part No.	Part No.	
<b>Chevy/GMC</b>							
1983-04 S-Series Pickup	66000	76000	—	66001	76001	—	97200
<b>Dodge</b>							
1997-04 Dakota Pickup	63000	73000	—	—	—	—	93800
<b>Ford</b>							
1982-04 Ranger Pickup (excl. Splash)	66000	76000	—	66001	76001	—	97200
<b>Toyota</b>							
1995-99 Tacoma Pickup	66000	76000	—	66001	76001	—	93700

More Applications Available.

# TIE-DOWNS



**New**

## AnchorTrax


Provides 1,000lb working strength, powdercoated T6 aluminum, tracks can be mounted anywhere and is perfect for pickup trucks and trailers. Easy-to-install 0.5" track system includes one-pair 12" length tracks, 2 heavy duty anchors and mounting screws.

- Part No. 3375 – Cargo Kit
- Part No. 3276 – 6' Track
- Part No. 3376 – 6' Track, Black
- Part No. 3370 – Single Sliding Loop



## KEEPER® Ratchet Tie-Downs

Part No. 04627



**New**

Part No. 05506



- Hi-Test™ abrasion resistant webbing exceeds break strength and withstands the most demanding applications

Part No.	Break Strength	Color	Size
04622	10,000 lbs.	Yellow	2" x 27'
04627	10,000 lbs.	Yellow	2" x 30'
04637	15,000 lbs.	Yellow	3" x 27'
05506	1,500 lbs.	Yellow	1" x 15' 4 Pack
05508V	900 lbs.	Red	1" x 10' 4 Pack
05511	900 lbs.	Red	1" x 10' 2 Pack
85512	1,200 lbs.	Yellow	1" x 13'

Part No.	Break Strength	Color	Size
85513	1,200 lbs.	Red	1" x 13'
05514	1,500 lbs.	Blue	1" x 14'
05516	3,000 lbs.	Blue	1" x 16'
05517	1,500 lbs.	Red	2" x 14'
05519	5,000 lbs.	Yellow	1-3/4" x 15'
05526	10,000 lbs.	Yellow	2" x 27'

## KEEPER® Trailer Tie-Down Systems

- Keeper E-Track products are designed to hold wheeled vehicles and equipment for safe and secure transportation



Part No. 04304

Part No. 04223

Part No. 04110

Part No. 04316

Part No.	Break Strength	Size/Description
04105	6,000 lbs.	2" x 7' w/Flat Snap Hooks
04110	6,000 lbs.	2" x 10' w/Twisted Snap Hooks
04223	6,000 lbs.	2" x 24" Axle Strap
04304	6,000 lbs.	24" E-Track, 12 Gauge Steel
04316	6,000 lbs.	2" x 7" Tie-Off w/E-Track Fitting & D-Ring
04512	6,000 lbs.	2" x 5.5' Dollie Over-the-Wheel Tie-Down
04513	6,000 lbs.	2" x 5.5' Over-the-Wheel TD fits 6" to 9" Tires

## KEEPER® Tie-Down Anchor Points

These are the ideal anchor points for vans, trailers and pickup trucks.

Part No.	Description	Capacity
04521	1-1/2" Wire Rings - 2 Pack	900 lbs.
04523	3-1/2" Recessed Mount	1,200 lbs.
04526	4-7/16" Recessed Mount	5,000 lbs.
04527	3-3/8" Wire Rings	11,000 lbs.
05626	Chrome Rope Cleat	



Part No. 04526



Part No. 05626

## HIGHLAND® The Pro's Brand™

### Stake Pocket Anchors

- Part number 92509 fits all trucks with or without bed liners including Dodge Rams

- Part No. 91507 - Chrome anchor point
- Part No. 92509 - Universal Rust-Free Chrome
- Part No. 92522 - Oversized Chrome Anchor Point (Ram, Silverado/Serra)



### Pocket-Lok™

Universal Tie Down System

- Installs in minutes with no drilling
  - 500 lb. rated capacity
- Part No. 13400 - Universal




## extang Cargo Cleats

- No holes to drill—No stake pockets needed
  - Quickly clamps to anywhere on your truck's bed side
- Part No. 1932 - Universal



## PILOT™ Pop-Up Tie Downs

- Spring Loaded
  - Mounts Flush Into Stake Pockets
- Part No. WD7810



## Bed Webs

- Cords radiate from stainless steel center ring which focuses net's strength at center of load where it's needed
- Large 60" x 84" to 78" x 114"
- Small 48" x 60" to 66" x 84"

Large Part No.	Small Part No.	Color
8011101	8011201	Black
8011103	8011203	Blue
8011106	8011206	Red
-	8011211	Yellow





**New**



Part No. TL1020

## Lock It Up.

ToyLock retractable cable system has a tamper resistant design that makes it difficult for scavengers to swipe your stuff!

## Convenience

Retractable cable is easy to use and store. Built-in clutch controls cable snap back. PVC coated cable reduces abrasion and rub marks on your gear.

## Strength

Stainless steel cable ends withstand heavy abuse. Cable rated to 8,000 lbs.

## Security

Finely braided cable makes it difficult for bolt cutters to work. 11 gauge welded steel housing. Breakaway security nut provides a theft resistant installation.



**SEE PAGES 32-35 FOR RACK SYSTEMS.**

**Tool Box Mount**  
Modifies toolbox to accept ToyLock retractable cable system.  
Part No. TL004



**Stake Pocket Mount**  
Attaches to pick-up truck stake pockets.  
Part No. TL003



## Multi-Use Versatile Cable Lock

VMAX6 is a multi-use versa-cable lock featuring a TRIMAFLEX cable 6 feet in length by 10mm diameter with a locking cinching feature.



Part No. VMAX6

## Quadra Braid TRIMAFLEX Cables

Part No. TDL1212 – 12 ft. / 12 MM  
Part No. TDL1510 – 15 ft. / 10 MM  
Part No. TDL815 – 8 ft. / 15 MM



## Master Lock.



## Truck Bed Security U-Bar

- Provides locking tie down point
- Fits into pick-up truck bed stake hole pockets

Part No. 8287DAT



**Fits with no drilling onto the tie down locations in the pick-up truck bed for:**  
Ford F-series (02-Up)  
GMC/Chevy 1500/2500 (02-Up)  
Toyota Tundra (05-Up)  
Dodge Ram & Dakota (06-Up)

## Dual Locking Solid Steel Laminated Padlock

Part No. TLM1100 – 40mm w/1" x 1/4" Dia. Shackle  
Part No. TLM1125 – 50mm w/1 1/8" x 5/16" Dia. Shackle  
Part No. TLM2150 – 65mm w/1.5" x 7/16" Dia. Shackle



## Hardened Solid Steel Padlock

Part No. TPL1251S – 64mm w/1.25" x 11mm Dia. Shackle, Re-Keyable  
Part No. TPL2251L – 64mm w/2.25" x 11mm Dia. Shackle, Re-Keyable



## Steel Braided Cable

- For Use with the Truck Bed Security U-LOCK
- Braided Steel Cable stronger than Twisted Cables
- Vinyl coating on cable won't scratch or mark

Part No. 78DPF – 10mm, 6-ft.  
Part No. 79DPF – 15mm, 6-ft.

## POP & LOCK

### Tailgate Locks

Simply bolts on to the handle and locks in place, securing the tailgate and its contents when used with a cap or tonneau. Made of hardened steel, the Tailgate Lock is finished with a UV resistant coating, giving it a stock appearance.



Part No. PL5200  
05-08 Toyota Tacoma



Black	Metal	Year	Make/Model
PL1100	PL1100C	99-07	Chevy Silverado/GMC Sierra Classic Style
PL1300	—	07-09	Chevy Silverado/GMC Sierra
PL2300	—	93-09	Ford Ranger - Metal Handle
PL2310	—	93-09	Ford Ranger - Plastic Handle
PL2500	—	97-09	Ford F-150
PL2500	—	99-09	Ford F-250/350
PL3400	PL3400C	02-08	Dodge Ram 1500
PL3400	PL3400C	03-08	Dodge Ram 2500/3500
PL3600	—	97-09	Dodge Dakota
PL5200	—	05-08	Toyota Tacoma - No Backup Camera
PL5220	—	05-09	Toyota Tacoma Compartment Lock
PL5221	—	05-08	Toyota Tacoma - Compartment & Tailgate Lock

More Applications Available.



## SeatSaver® WT Work Truck



- Easy on / easy off
- Clean in the washer/dryer anytime they're dirty
- Durable poly cotton fabric takes the abuse instead of the surface of your seat(s)
- Durable poly cotton fabric gets softer with age
- Breathable fabric keeps you comfortable on long drives
- OTR patterns include covers for optional armrest and an access panel for the armrest mount

## fia Custom-Fit Truck Seat Covers

- Form-fit wrap-around design
  - Multi-directional stretch fabric molds to the contours of the seat
- Quick & easy installation – Velcro fasteners

Part No.	Application	Chevy / GMC
0E3823	07-09 FS PU	Front Split seat, 40/20/40 with removable headrests, center armrest/console with cup holders and center cushion compartment
0E3816	03-07 FS PU	Front Split Seat, 40/20/40 w/center arm rest, integrated seat belts & removable headrests
<b>Dodge</b>		
0E3923	09 Ram 1500	Front Split seat, 40/20/40 with removable headrests, center armrest/console and center cushion compartment
0E3924	09 Ram 1500	Front Split seat, 40/20/40 with removable headrests, center armrest/console w/o center cushion compartment
0E3917	06-08 Ram 1500	Front Split seat, 40/20/40 with removable headrests, center armrest/business console and center cushion compartment
<b>Ford</b>		
0E3724	09 F-150	Front Split seat, 40/20/40 with removable headrests, center armrest/console with cup holder, center cushion compartment and built in side air bags
0E3725	09 F-150	Front Split seat 40/20/40 with removable headrests, center armrest (no storage compartment), center cushion compartment and built in side air bags
0E3717	04-08 F-150	Front split seat 40/20/40 w/center armrest/storage compartment, integrated seat belts & removable headrests
0E3781	01-07 F-250/F-350	Front split seat 40/20/40 with center armrest/storage compartment, integrated seat belts & removable headrests
0E3710	02-07 F-250 / F-350	Front split seat 40/20/40 with built-in headrests, center armrest/console & built-in cup holder

For Color Add: C for Charcoal, G for Gray, or T for Taupe to end of Part No.

## HUSKY LINERS Heavy Duty Floor Mats

Black	Gray	Tan	
Part No.	Part No.	Part No.	Application
<b>Front</b>			
51181	51182	51183	07-09 Chevy Silverado/HD Series CC
51221	51222	51223	03-09 Dodge Ram 2500/3500
51031	51032	51033	99-07 Chevy Silverado/GMC Sierra
51031	51032	51033	02-08 Dodge Full-Size
51201	51202	51203	08-09 Ford F250/350 SD CC
51041	51042	51043	99-04 Ford Super Duty
51151	51152	51153	04-10 Ford F-150
<b>Rear</b>			
52011	52012	52013	99-10 Chevy Silverado/GMC Sierra
52011	52012	52013	99-04 Ford Super Duty
52021	52022	52023	02-09 Dodge Full-Size
52011	52012	52013	94-01 Dodge Ram



- Features extra thick drivers heel pad for longer life
- Features "SPIN" Sta-Put-Nibs on back to prevent slipping



## Rear Seat Storage Solutions

- Stores tools, valuables, & firearms out of sight

Application	Color	Part No.
00-07 Classic Heavy Duty Crew Cab	Dk. Gray	10013
00-07 Classic Heavy Duty Crew Cab	Tan	10021
00-07 Classic Heavy Duty Crew Cab	Lt. Gray	10029
02-09 Ram 1500 & 03-09 2500/3500 Quad Cab	Dk. Gray	30017
00-07 F-250 thru F-550 Super Duty Crew Cab	Tan	20022
00-07 F-250 thru F-550 Super Duty Crew Cab	Black	20025
00-07 F-250 thru F-550 Super Duty Crew Cab	Lt. Gray	20032
07-09 Tundra Double Cab (w/o Fact. Subwoofer)	Black	60051
07-09 Tundra Double Cab (w/o Fact. Subwoofer)	Dk. Gray	60052
07-09 Tundra Double Cab (w/o Fact. Subwoofer)	Tan	60053




## Vehicle Storage System

- Organize & store loose items out of sight
- Large capacity with removable dividers
- Vehicle specific fit under second seat
- Black textured finish for factory look

Part No.	Application
<b>Chevy/GMC</b>	
09001	07-09 Silverado/Sierra Crew Cab
09011	07-09 Silverado/Sierra Ext. Cab
<b>Dodge</b>	
9401	2009 Ram 1500 Series Crew/Quad Cab w/o optional folding flat load floor
<b>Ford</b>	
09261	2009 F-150 Super Cab without subwoofer
09241	2009 F-150 Super Crew w/o rear subwoofer
09251	2009 F-150 Super Crew w/rear subwoofer
09201	04-08 F-150 Super Crew / Super Cab w/o underseat subwoofer
09231	05-09 F-250/550 Crew Cab with 60/40 split rear bench seat



## DEEZEE Tough Guy Cab Organizer




- Lets you store your tools and supplies securely behind your seat
- Tough polystyrene construction

Part No. C075  
Full-size Trucks



## Consoles

AUTOMOTIVE



## Deluxe Contractor

- Features a cooler box and forward hinging lid w/note pad holder
- 11-1/4"Hx12-1/2"Wx27-1/4"D
- Weight: 18 lbs.

Part No. 38001200 - Black Vinyl  
Part No. 38001203 - Tan Vinyl  
Part No. 38001205 - Gray Vinyl

## Executive Full Size Van Floor

- Includes file storage & cellular phone compartment
- 17"H x 12-1/2"W x 20"L
- Weight: 18 lbs.

Part No. 38002200L - Black  
Part No. 38002203L - Tan  
Part No. 38002205L - Gray

## JOTTO DESK

WWW.JOTTODESK.COM

- No Holes drilled, ergonomic, multi-adjustable swing arm desk used as a platform to secure and comfortably use a notebook computer in a vehicle
- Cable-Dock® securing system uses two nylon-coated steel cables that wrap up and over the keyboard section of the computer for a firm and positive grip
- Articulated Arm enables you to pull the desktop over for comfortable operation, reducing back strain
- Overall design allows you to sit and work comfortably in driver or passenger seats or store the computer screen up against dash while driving
- Stand height is adjustable and can be removed from No Holes Base in seconds when not needed

Part No.	Application
4255117R	00-09 Chevy Silverado/GMC Sierra
425117R	00-09 Chevy Tahoe/Suburban; GMC Yukon/Yukon XL
4255426R	04-08 Ford F-150
4255376R	00-07 Ford F250-550
4255376R	08-09 Ford F250-550 (Gas)
4255582R	08-09 Ford F250-550 (Diesel)
4255349R	02-08 Dodge Ram
4255455R	07-09 Toyota Tundra



### Computer Mounts

Part No. 4255133R — Universal Mount Cable-Dock®, 12" Rod  
Part No. 4255212R — Universal Mount Cable-Dock®, 10" Rod



## Bluetooth® Hands Free Car Kits

Part No. EGOFLASH

### EGOFASH / EGO LOOK

If you are looking for the best value in a hands-free car kit this is your best choice. Featuring an attractive design, true voice activation, audio streaming plus all the existing features of your mobile phone. Includes IR remote control for source selection and screen adjustments



Part No. EG0LOOK  
Similar to the EG0FLASH, with a larger color LCD and wireless remote.



### EGOCUP

If you are looking for a compact and entry level solutions in a hands-free car kit EGO TALK is your best choice. Featuring audio streaming plus all the existing features of your mobile phone.

Part No. EGOCUP — Portable option



## Portable Wireless Full Color Back-Up Camera System

No more guessing, no more getting in and out of the truck, with the Swift Hitch wireless camera system hooking up to your trailer has never been easier.

- Wireless camera system includes camera, handheld monitor, 2 carrying cases, and 12V charging cable.
- Charging cable charges both the camera and monitor at the same time
- To aid in backing up, image can be displayed normal or in reverse
- Built-in infrared lights allow for 15' of night vision range (turns on/off automatically)
- Easy to use, single hand operation
- Work Time: 5 hours (Infrared off) / 2 hours (Infrared on)
- Magnetic Mount Bracket Dimensions: 2-3/8" x 1-1/2"
- Mounting Holes (optional): 1-5/8" on center
- 2.5" TFT LCD with 960 x 240 resolution

Part No-SH01



Officially Licensed GPS Navigation Systems by The NCC

## GY-135 Rugged 3.5" GPS With Text-to-Speech

- Includes Canada & US maps
- Text-To-Speech functionality for spoken names
- Industry-Leading TTS Engine
- TTS Languages: English, Spanish, French
- Tough Rubberized Exterior
- Automatic Background Rerouting
- Predictive Text Entry
- Turn-by-Turn spoken Directions
- QWERTY/Alphabetical Keyboard
- NAVTEQ Maps included on SD Card
- 3 Million POI's

Part No. GY135C



More Applications Available.

# SUSPENSION SYSTEMS



The Level of Performance You Want, When You Want It!

- Reinforced double convoluted air springs install between the frame and the axle.
- Supports up to 5,000 lbs. per set

Provides Heavy Duty Support on Pickups, SUVs, Vans and Motorhomes with Leaf Spring Suspension.



Firestone's air accessory systems provide an instant onboard air source for inflating or deflating Firestone air helper springs. Adjusting the ride for various loads and road conditions is as simple as flipping the switch conveniently mounted inside the vehicle.

## Standard Duty

Part No. 2158 - Level Command II  
Part No. 2178 - Dual Electric Command

Application	Part No.
<b>Chevrolet/GMC</b>	
99-06 Silverado/Sierra 1500 (2WD) (4WD) (new body style)	2320+
07-09 C&K 1500 Silverado, Sierra (new body style) 2WD(4WD)	2430
01-09 2500 HD/3500 Pickup (2WD) (4WD)	2250
<b>Dodge</b>	
03-09 Ram 2500, 3500 (2WD) (4WD)	2299
77-02 Ram 2500, 3500 Pickup (2WD) (4WD)	2071+++
07-09 Ram 3500 Cab/Chassis	2478+++
<b>Ford</b>	
83-08 Ranger (not composite leaf) (2WD) (4WD)	2172+++
04-08 F150 (2WD) (4WD)	2350
08-09 F-250 over 8500 GVWR (2WD Only) (with in bed hitch)	2450
84-09 F250 SD, F350 (over 8600 GVWR) (2WD) (4WD)	2071+++
99-09 F350 SD, F450 SD, Cab Chassis (2WD) (4WD)	2176+++
<b>Toyota/Nissan</b>	
07-09 Tundra (2WD) (4WD)	2445

All Kits Are Rear Unless Otherwise Noted.

\* Do not exceed the vehicle's GVWR

+ Sport-Rite Kit - requires 6" clearance, tire to frame

++ Sport-Rite Kit - requires 7" clearance, tire to frame

+++ Ride-Rite Kit requires 7 1/2" clearance, tire to frame



Part No. 2071 (Basic Kit)



## Heavy Duty

Part No. 2097 - Level Command  
Part No. 2167 - Dual Electric Command II

Part No. 2158



Adjustable Air Spring Systems

Superior Air Suspension Solutions

LoadLIFTER™ 5000

5700 Series

Air Lift's heaviest-rated kits for hauling and towing heavy loads. Engineered and built with reinforced rubber bellows and end caps made of ultra high strength Zytel® nylon (it's strong as steel but weighs less and is corrosion-proof.)

- Up to 5,000 pounds of leveling capacity



WirelessAIR™ Revolutionary On Board Air Control  
Advanced Integrated Remote Part No. 72000

- Easiest installation ever — no lines or wires to the cab!
- Wireless handheld unit for convenient operation in or outside the vehicle
- Automatically maintains set pressures
- Two memory buttons allow for frequently used settings

⊖ = No-Drill Application

Application	Wheel Drive	Rear Part No.
<b>Chevy/GMC</b>		
99-04 Pickup - 2500 3/4 Ton (not HD)	2 & 4	57250
01-09 Pickup - 3/4 & 1 Ton 2500 HD & 3500	2 & 4	57275
<b>Dodge</b>		
03-09 Ram 2500 3/4 Ton Pickup/3500	2WD	57297
03-09 Ram 2500 3/4 Ton Pickup/3500	4WD	57295
2009 Ram 1500 1/2 Ton	2 & 4	60818
<b>Ford</b>		
99-04 F-250 & 350 Super Duty - 3/4 Ton Pickup (8800 GVWR)	2 & 4	57215
05-08 F-250 Super Duty - 3/4 Ton Pickup (With 5th wheel)	2 & 4	57394
05-09 F-250 & F350 3/4 & 1 Ton Pickup	2 & 4	57212




## Load Assist Springs Pro-Series Load Control

**TWO IN ONE ACTION** - Load Assist and Sway Control. Springs and mounting hardware all in one box. Boost towing and hauling with more capacity with less steel.

- 2,500 lb. Level Load Capacity
- Silent Ride Feature (Patent pending)

Patented design.  
Patent Numbers 5,992,831 & 5,981,723



Year	Make	Part No.
<b>Chevy/GMC</b>		
99-08	Silverado/Sierra 2WD, 4WD 1500 Pickup	61902
01-09	Silverado/Sierra 2500/3500HD 2/4WD (2)	61901
<b>Ford</b>		
80-03	F-100/150 2/4WD (1)	61903
08-09	F-250/350 Super Duty 2/4WD (1)	61901
99-07	F-250/350 4WD (1) 2/4WD	61904
84-08	Ranger	61905
<b>Dodge</b>		
03-08	1500-2500-3500 Series 2WD, 4WD Pickup (1)	61901
94-02	1500-2500-3500 Series 2WD, 4WD Pickup (1)	61902

1) DO NOT use with Factory Overload Contact Springs  
2) With 43" or Longer Base Leaf



## Rear Suspension Kits

Part No.	Application
<b>Chevy/GM</b>	
GMRCK15S	07-09 1500 Silverado, Sierra Excl. XFE, 2/4WD
GMRCK25S	99-09 2500 Silverado, Sierra, 2/4WD
GMRCK35S	01-09 3500 Silverado, Sierra, 2/4WD
GMRG25C	96-09 Express/Savana Van 1500/2500
GMRG35	96-09 Express/Savana Van 2500/3500 (8-bolts)
<b>Dodge</b>	
DR1500DS	2009 Ram 1500, 2/4WD
DR2500CA	03-09 Ram 2500, 2/4WD
DR3500CA	03-09 Ram 3500, 2/4WD
MBRSP25A	07-09 Sprinter 2500
<b>Ford</b>	
FR1502D	2009 F-150 Super Duty, 2WD
FR1504D	2009 F-150 Super Duty, 4WD
FR250DF	05-09 F-250 Super Duty, 2/4WD
FR350DF	05-09 F-350 Super Duty, 2/4WD
FER15087	87-09 E-150 Van
<b>Toyota</b>	
TORTUN4	00-09 Tundra, 2/4WD

- Eliminate Sway
- Optimize Load Handling
- Improve Roll Stability
- Cushion Road Shocks
- Improve Ride Comfort

New



## MONROE Shocks & Struts

### Reflex

- Provides a reduction of up to 12% in vehicle roll rate during evasive maneuvers
- 911000 Series



### Gas-Magnum Shocks

- Designed specifically for hard-working pick-ups
- 34000 Series



### Sensa-Trac

- Nitrogen gas charge helps to maintain tire to road contact by reducing aeration, improving ride and handling
- 37000 Series





**BULLY DOG**  
#1 IN PERFORMANCE

## Watch Dog Economy Monitor & Gauge

A priority in today's market place is saving fuel, getting every last tenth of a mile out of the fuel in the tank. The Watchdog features software that tracks the driver's habits behind the wheel. As these habits show themselves, the software calculates the best remedy and then notifies the driver.

Part No.	Description
40400	Watch Dog Monitor (White) 1996 and Newer Vehicles
40402	Watch Dog Monitor (Black) 1996 and Newer Vehicles



**New**

## Superchips

### Mileage XS Vehicle Economy Programmer



**SAVE \$\$\$**

### Save at the Pump and More

- Up to 20% MPG gains depending on vehicle, engine and driving conditions
- Calibrations engineered for improved fuel economy
- Retrieves, displays and clears Diagnostic Trouble Codes (DTC's) via the Diagnostic Library
- Coverage for many late model gasoline and diesel engines for pickups and SUVs
- Internet updateable through supplied USB cable
- Upgradeable to a full featured Flashpaq performance programmer

Part No.	Application
1851	Ford
2851	GM
3851	Dodge/Chrysler



## HYPERTECH

The World Leader in High Performance Engine Tuning for Computer Controlled Vehicles



Part No.	Application
33003	06-09 GM 6.6L Duramax
33001	01-05 GM 6.6L Duramax
43005	06-09 Ford 6.0/6.4L Powerstroke
43002	03-05 Ford 6.0L Powerstroke
43001	99-03 Ford 7.3L Powerstroke
53009	07-09 Dodge 6.7L Cummins
53007	2007 Dodge 5.9L Cummins
53006	2006 Dodge 5.9L Cummins

- Improves fuel economy, reports of 2 to 6 mpg gain!
- 50 State Emissions Legal
- Reads, displays and clears DTC's
- Return the vehicle to the stock settings or change option settings at any time - great for leased vehicles
- Easy plug-and-play installation

## Factory Replacement Air Filters

- High Air Flow with Excellent Filtration
- Designed to Increase Horsepower and Acceleration
- Lasts up to 50,000 miles before cleaning is required depending on driving conditions
- Washable and Reusable
- Made in the USA

Part No.	Application
E0780	04-07 6.0L Ford SD HD
E0781	05-09 Chevy 2500/3500 HD 6.6L Diesel
E0784	07-09 Ram 2500/3500 6.7L L6 Diesel - All
E0776	03-07 Ram 2500/3500 5.9L L6 Diesel



More Applications Available.

# PERFORMANCE

## Performance Exhaust Systems

**MAGNAFLOW**  
Performance EXHAUST

For D.P.F. Equipped Vehicles




- MAGNAFLOW PERFORMANCE diesel systems are
- our premium line featuring a POLISHED 100% stainless steel
- muffler and mandrel-bent stainless steel tubing with a DOUBLE WALL tip(s)
- MAGNAFLOW XL PERFORMANCE is our mid-level performance diesel system featuring a 100% stainless steel muffler and mandrel-bent stainless steel tubing with a single wall tip(s)
- MAGNAFLOW PRO PERFORMANCE is our entry-level performance diesel system featuring a 100% stainless steel muffler and mandrel-bent stainless steel tubing. Optional 5" diesel tips are sold separately

Magnaflow	XL	Pro	Part No.	Part No.	Part No.	Application
<b>07-09 Chevy/GMC 2500HD/3500 HD6.6L LMM Duramax V-8</b>						
16912	16913	17913	Filter-Back, CC/SB-LB, EC/LB, 5"			
16910	16911	17911	Filter-Back, CC/SB-LB, EC/LB, 4"			
16914	16915	17915	Filter-Back, CC/SB-LB, EC/LB, Dual Side			
<b>07-09 Dodge 2500/3500 6.7L Cummins I-6</b>						
16975	16972	17972	Filter-Back, CC-MC/SB, CC/LB, SC/LB, 5"			
16973	16970	17970	Filter-Back, CC-MC/SB, CC/LB, SC/LB, 4"			
16974	16971	17971	Filter-Back, CC-MC/SB, CC/LB, SC/LB, Dual Side			
<b>08-09 Ford F250/3500 6.4L Powerstroke V-8</b>						
16982	16984	17984	Filter-Back, CC/SB-LB, EC/LB, 5"			
16981	16983	17983	Filter-Back, CC/SB-LB, EC/LB, 4"			
16987	16989	17988	Filter-Back, CC/SB-LB, EC/LB, Dual Side			



## Diesel Cooling Fans



- Recover 27HP and boost your fuel mileage by 6% just by eliminating your stock clutch fan assembly
- Includes Variable Speed Control
- Cooler A/C output
- Quicker engine warm-up

Part No.	Application
284	01-05 Chevy Silverado/GMC Sierra Diesel
262	94-02 Dodge Ram Cummins Diesel
264	03-08 Dodge Ram Cummins Diesel
278	99-03 Ford Super Duty Diesel

## Bravo Series



### All-Season Highway Light Truck

- Double steel-belted construction for long-lasting wear and uniformity
- All-season tread pattern delivers a smooth, quiet ride for light truck and sport utility vehicles
- M&S All-Season rated

### HT-760

- Two polyester body plies absorb road shock for a smooth and comfortable ride
- UTQG 540 A B

### HT-750

- UTQG 480 A B (P-metric sizes only)



Part No.	Size
TP27034300	P235/75R15 - 105S
TP41202100	P245/75R16 - 109S
TP27100000	P245/65R17 - 105S
TP41293000	P265/65R17 - 112S
TL38000000	L235/80R17 - 109P
TP41120000	P265/60R18 - 109S
TP42520000	P275/65R18 - 114S

Part No.	Size
TL18541000	31X10.50R15LT - 6PR
TL30174200	L7225/75R16 - 10PR
TL30203200	L7245/75R16 - 10PR
TL30213800	L7265/75R16 - 10PR
TP41072000	P215/70R16 - 99S
TP41103100	P265/70R16 - 112S
TP41080000	P235/75R16 - 108S
TP41200000	P245/75R16 - 109S
TP41150000	P265/75R16 - 114S
TP41304000	P265/70R17 - 113S

# TOWING



## Class III & IV Max-Frame Receivers

Rated up to 11,000 lbs.

- 2" square receiver tube opening
- Includes boxed black utility ball mount, pin and clip (kit 2923)
- Black powder coat finish



SEE TOWING CATALOG  
FOR MORE PRODUCTS.



## Class IV Ultra Frame Receivers

Rated up to 15,000 lbs.

- 2" square receiver tube opening
- Ideal for commercial use
- Black powder coat finish



## Class V Titan™ Receivers

Rated up to 18,000 lbs.

- 2-1/2" square receiver tube opening
- Designed for full-size long wheelbase trucks, vans and utility vehicles with full frames and heavy-duty suspensions
- Pin, clip and receiver tube cover included
- Welded electrical bracket included
- Black powder coat finish

Application	"Max Frame		Max-E-Loader	"Ultra Frame		"Titan		"T-One Connector	
	Part No. "	"WC / WD (lbs) "	Part No. "	WC / WD	Part No. "	WC / WD	Part No. "	Part No. "	
96-09 Chevy Express / GMC Savana Van	75189	5,000/7,500	41521	6,000/10,000	41921	10,000/12,000	45007	12,000/14,000	118392
01-09 Chevy Silverado / GMC Sierra 2500/3500HD	75550	6,000/11,000	---	---	41937	12,000/15,000	45022	13,000/17,000	118384
01-09 Chevy Silverado / GMC Sierra 3500HD Cab & Chassis w/ 34" Wide Frame	---	---	---	---	41936	12,000/---	---	---	---
01-09 Chevy Silverado / GMC Sierra 3500HD Cab & Chassis w/ 34" Wide Frame	---	---	---	---	41938	12,000/15,000	---	---	---
03-09 Dodge Ram 1500/2500/3500	75622	6,000/10,000	---	---	41929	12,000/15,000	45288	12,000/14,000	1191902
	75151	5,000/8,000	---	---	---	---	452951	18,000/18,000	1191902
	75420	6,000/10,000	---	---	---	---	---	---	1191902
07-09 Dodge Ram 3500; 08-09 4500/5500	---	---	---	---	41936	12,000/---	---	---	1191902
07-08 Dodge Sprinter Van 144" & 170" WB w/o Fact. Step Bumper	75549	6,000/7,500	---	---	---	---	---	---	1191902
07-08 Dodge Sprinter Van 144" & 170" WB w/Fact. Step Bumper	75601	5,000/7,500	---	---	---	---	---	---	1191902
07-08 Freightliner Sprinter Van 144" & 170" WB w/o Fact. Step Bumper	75549	6,000/7,500	---	---	---	---	---	---	1191902
07-08 Freightliner Sprinter Van 144" & 170" WB w/Fact. Step Bumper	75601	5,000/7,500	---	---	---	---	---	---	1191902
99-09 Ford F-250/350 Super Duty PU	---	---	---	---	41931	12,000/15,000	45008	12,000/14,000	1191902
08-09 Ford F-350/450 Super Duty PU	---	---	---	---	---	---	45296	18,000/18,000	1191902
99-00 Ford F-250/350/450/550 Super Duty Cab & Chassis w/ 34" Wide Frame	41927	12,000/15,000	---	---	---	---	---	---	1191902
99-09 Ford F-450/550 Super Duty Cab & Chassis w/ 34" Wide Frame	---	---	41547	6,000/12,000	---	---	45014	12,000/14,000	1191902
92-99 Ford Econoline Full Size Van	75374	6,000/8,000	---	---	41906	10,000/12,000	---	---	1191902
00-09 Ford Econoline Full Size Van	75527	6,000/8,000	---	---	41926	10,000/12,000	---	---	1191902
07-09 Toyota Tundra	---	---	---	---	41935	12,000/14,000	---	---	1191902

## THE ORIGINAL Equal-i-zer.

SWAY CONTROL HITCH

The Original Equal-i-zer™ Sway Control Hitch, with 4-Point Sway Control™, helps the driver be in control and the passengers be at ease. It has been specially designed to tackle the three biggest problems found with conventional trailer hitches: trailer sway, weight distribution, and complicated hook-ups.

Part No.	Description	Max Tongue Weight	Max Trailer Weight
90000400	Equal-i-zer w/ Std. Shank	400 lb.	4,000 lb.
90000600	Equal-i-zer w/ Std. Shank	600 lb.	6,000 lb.
90001000	Equal-i-zer w/ Std. Shank	1,000 lb.	10,000 lb.
90001200	Equal-i-zer w/ Std. Shank	1,200 lb.	12,000 lb.
90001400	Equal-i-zer w/ Std. Shank	1,400 lb.	14,000 lb.

## Round Bar Weight Distributing Hitches

Includes Bolt-Together Adjustable Shank

All necessary parts come with each hitch including hook-up brackets, spring bars, chains, ball mount, shank and hitch pin, clip and bolt package. Hitch Ball ordered separately.

Part No.	Tongue Weight	Max Gross Trailer Weight Rating
48050	400 lbs.	4,000 lbs.
48051	550 lbs.	10,000 lbs.
48052	750 lbs.	10,000 lbs.
48053	1000 lbs.	10,000 lbs.
48054	1400 lbs.	14,000 lbs.

GOOD



## Activator™ II

1 to 4 Axle Trailers

Timer Technology

- Digital Output Indicator
- Thumb Wheel Output Adjustment
- Overload Indicator

Part No. 5500



BETTER



## Odyssey® Brake Control

Full power override capability and stop lamp illumination are incorporated into the manual activation lever to provide safe stopping for trailers with electric brake systems.

Part No. 52810 - Odyssey Trailer Brake Control for 2, 4, 6 or 8 Brake Systems



BEST




## Prodigy® Brake Control

1 To 4 Axle Trailers

- No manual level adjustment is necessary, it adjusts itself to varying terrains as you drive
- For backing into tough spots this is the only inertia control that works proportionally in reverse
- Limited lifetime warranty

Part No. 39519 - Prodigy® Brake Control



## 5TH WHEEL HITCHES ALSO AVAILABLE



**B&W TRAILER HITCHES**

## The Original Turnover Ball™ Gooseneck Hitch



30,000 lbs. Trailer Weight  
7,500 lbs. Tongue Weight

- Convert to a level bed in seconds and have full use of your truck bed!
- Precise fit and installation for all full-sized trucks
- Easy installations - No Bed Removal Required
- Only a four inch hole in the bed



Part No.	Application
1062	01-07 Chevrolet & GMC 1 Ton Truck (With 2 bed cross members over the axle)
1067	07-09 Chevrolet & GMC 1 Ton (New Frame & Body) (With 1 bed crossmember over the axle) 01-09 Chevrolet & GMC 3/4 Ton Heavy Duty Short & Long Bed
1108	99-09 Ford 3/4 & 1 Ton Super Duty Long and Short Bed Trucks 08 F450 w/ factory installed bed
1306	03-09 Dodge 3/4 & 1 Ton Long & Short Bed (Also fits 1/2, 3/4 & 1 ton Mega-Cab Short Bed)

Accessories also available. Also available to fit other years and makes.

## Valley Ball Mounts

Black Powdercoat — Class III / IV

Part No.	Weight Rating	Length	Rise	Drop	1" Ball Hole 2"
75100	6,000 lbs.	8"	1"	2-1/4"	
75900	6,000 lbs.	12"	1"	2-1/4"	
75910	5,000 lbs.	10-1/2"	2"	3-1/4"	
75920	5,000 lbs.	8"	3"	4-1/4"	
75880	5,000 lbs.	10-1/2"	3-3/4"	5"	
75150	5,000 lbs.	9"	6-3/4"	8"	
75160	3,500 lbs.	10"	—	10"	

3,500 lbs. gross load rating, 3/4" ball shank hole. Not to be used in Rise position.

## Super Duty — Class IV Solid Forged

Part No.	Weight Rating	Length	Rise	Drop	Up To 10,000 lbs.
76970	10,000 lbs.	8-1/2"	1"	2"	
76980	10,000 lbs.	9-1/4"	3"	4"	
76990	10,000 lbs.	10-1/4"	5"	6"	

Up to 10,000 lbs. gross load rating only when used with 10,000 lbs. weight carrying receiver capacity 1-1/4" ball shank hole. Never exceed the capacity rating of the receiver hitch or vehicle towing capacity.




## Rapid Hitch Adjustable Aluminum Ball Mounts

- Great looking polished aluminum.
- 1,500/10,000 lb rating.

Part No.	Description
3305	5-1/2" Rapid Hitch w/ 2"x2-5/16" AlumBall
3310	5-1/2" Rapid Hitch w/ 2"x2-5/16" Combo Ball
3311	5-1/2" Rapid Hitch w/ 1-7/8"x2" Combo Ball
3313	10" Rapid Hitch w/ 2"x2-5/16" Combo Ball
3314	10" Rapid Hitch w/ 1-7/8"x2" Combo Ball
3317	10" Rapid Hitch w/ 2"x2-5/16" AlumBall
3434	Locking Pin Set (Qty. 2)

Note: Other brands locking pins do not fit Rapid Hitch.



Also Available with Greaseless AlumBall.

## Tow Ready Hitch Balls

Ball Dia. (A)	Shank Dia. (B)	Shank Length (C)	GVWR Rating	Zinc Part No.	Chrome Part No.
2"	3/4"	1-1/2"	3,500	63821	63820
2"	1"	2-1/8"	6,000	63827	63826
2"	1-1/4"	2-3/4"	8,000	63831	63830
2-5/16"	1"	2-1/8"	6,000	63833	63832
2-5/16"	1-1/4"	2-3/4"	12,000	63835	63834
2-5/16"	1-1/4"	2-3/4"	14,000	—	63836
2-5/16"	1-1/4"	2-3/4"	17,000	—	63838



## Tow Ready

## Pintle Hook Mounts

- Converts receivers for use with pintle-type trailers, quickly and easily
- Provides mounting for both ball and pintle and rigid type pintle hooks

Part No.	Shank	Rating (lbs.) GTW/TW	Shank Length	Shank Dia.	Hole Sets
63056	Hollow	6,000/600	7-5/8"	2"	3
63057	Solid	12,000/1,200	7-5/8"	2"	4
63058	Solid	8,000/8,000	11-3/8"	2"	7
63059	Solid	12,000/1,200	11-3/8"	2"	4
45156*	Hollow	12,000/1,200	7-3/4"	2-1/2"	3
45294*	Forged	18,000/2,000	8-1/2"	2-1/2"	4

\*Titan™ pintle hook adapter mount. \*\*Super Titan™ pintle hook adapter mount.

## Pintle Hooks

- Includes mounting hardware.

Part No.	Description
63013	5 Ton, 2,000 lbs. max. vertical load, 10,000 lbs. GTW
63014	10 Ton, 4,000 lbs. max. vertical load, 20,000 lbs. GTW
63015	15 Ton, 6,000 lbs. max. vertical load, 30,000 lbs. GTW
63016	30 Ton, 14,000 lbs. max. vertical load, 60,000 lbs. GTW
63032	Replacement Hardware Mounting Kit

## Pintle Hook Combination Hitches

- Includes mounting hardware

Part No.	Description
63010	1-7/8" Combo Hitch, 16,000 lbs. GTW, ball rating 6,000 lbs.
63011	2" Combo Hitch, 16,000 lbs. GTW, ball rating 10,000 lbs.
63012	2-5/16" Combo Hitch, 16,000 lbs. GTW, ball rating 14,000 lbs.
63032	Replacement Hardware Mounting Kit

## 20/20 REARVIEW CPA 352 MIRRORS Custom Towing Mirrors

- Slides over your existing mirrors to provide an extended view for towing
- Does not interfere with stock mirrors
- Solid in pairs



Part No.	Application
10800	99-06 Chevy Silverado/GMC Sierra
10200	88-00 Chevy/GMC Full size PU
10700	02-06 Dodge Ram 1500/03-Up 2500/3500
10500	98-01 Ram 1500 98-02 Ram 2500/3500
10300	94-97 Ram (sold each)
11600	97-03 Ford F-150/F-250 LD
11900	99-06 Ford Super Duty
11700	97-02 Ford F-250/350 HD manual



More Applications Available.



Part No. 685000—AC 110V Version  
Part No. 685005—24V DC Cordless  
Version — Powerful 24 Volt rechargeable  
NiCad battery pack (with charger  
and spare battery)



**Wire Rope:**  
7/32" x 15' (10.7m)  
**Weight:**  
15 lbs. (6.8kg.)

## Pullz All™ Hand-Held Electric Pulling Tool

The PullzAll is a powerful, lightweight, easy-to-use handheld electric tool with the ability to lift or pull up to 1,000 lbs. A strong motor and variable speed control allow you to move heavy items into place smoothly and precisely. These features equate to saving both time and money.

The PullzAll will help get the job done easier, faster, safer, and with less manual labor than a come-a-long or chain fall, making you more productive. This makes PullzAll ideal for construction, pipe fitting, iron work, equipment and plant maintenance, farm and ranch use, home improvement, and more.



Part No.  
651700



Part No.  
653700



Part No. 604700

## Warn Works® 1700

*A Dynamo In A Small Package*

- 1,700 lb. pulling capacity
- DC-powered, 1.6 hp. motor requires minimal amp draw
- Clutch makes free spool simple
- Hand-held remote controls power-in and out
- Brake is a self-locking gear train that holds full rated load
- Tension plate keeps wire rope tightly wound
- Includes 35' of 3/16" wire rope with hook and fairlead

## Warn Works® 3700

*Medium Capacity Winch That Makes Tough Pulling Chores Easy*

- 3,700 lb. pulling capacity
- 1.9 hp. permanent magnet motor and robust three-stage planetary gear design
- Includes 60' of 7/32" wire rope with safety-clasp hook and roller fairlead
- Wireless ready

## Warn Works® 4700

*Make Work Even Easier With A High Capacity Winch*

- 4,700 lb. pulling capacity
- All metal gear housing and gear train
- 1.9 hp. permanent magnet motor and patented split-ring gear design
- 60' of 7/32" wire rope with safety-clasp hook.
- Wireless ready

## Air-Power VTC

*The Ultimate On-Board 12V Air Compressor*

- Fan-cooled motor and V-twin-style compressor produces an airflow rating of 20 CFM @ 0 PSI and 8 CFM @ 90 PSI
- On-board one-gallon air reservoir/intercooler helps even air flow and extend hose life
- Removable carrying cage allows unit to be portable or hard mounted to a vehicle or trailer

Part No. 75789




## Hitch Adapter

*For Vehicle Mounting Of*

*Warn Works® Winches*

- Use with the Universal Mounting Plate to mount WARN Works winches.
- Mounts to 2" Class III Receiver
- Hitch pin is included



Part No. 68531

## Universal Mounting Plate

*For Warn Works® Winches*

- Provides a safe and stable mounting platform
- Can be permanently mounted to a platform surface, or it can allow the winch to be portable and anchored to a variety of objects

Part No. 70770



## PowerPlant™ Dual Force HD

*For Tradesmen, Farmers, & Ranchers*

- 1/2 gallon high-flow on-board air reservoir with intercooler
- A powerful air compressor combined with a high-duty winch lets you get more done in less time
- Runs air tools such as nail guns and impact wrenches, so there's no need to lug a large, cumbersome air compressor to the jobsite
- 12,000 lb. pulling capacity
- Hand-held control with thermometric LED

Part No. 71801—PowerPlant Dual Force HD



## 16.5ti Thermometric Winch

- 16,500 lb. capacity — the most powerful on the market
- Thermometric sensor alerts you to motor temperature
- More efficient solenoid layout saves energy
- Includes 90' of 7/16" wire rope



Part No. 68801—Roller Fairlead

More Applications Available.



## Western T-MAX

### Outback Series

Outback Series Winches have line pull ratings ranging from 9,500 lbs. to 12,000 lbs. Real life tested in the Australian Outback and designed to withstand rough and tough winch required experiences. All Outback Series Winches include our wireless multi-control. EWI models feature an Integrated Control Pack (pictured) for added protection and durability.

Rated Line Pull: 9,500 - 12,000 lbs.

Motor: EWI 6.6HP, EW 5.5HP, 12V


Control: Wireless Multi-Control

Gear train: 3-Stage Planetary

Rope: Wire

Finish: Dark Gray

Weight: 94 - 101 lbs.



EWI



EW

Part No. 471612 – EWI 12000 Winch w/Radio Control & Torque Limiter

Part No. 471795 – EWI 9500 Winch w/Radio Control & Torque Limiter

Part No. 471695 – EW 9500 Winch w/Radio Control & Torque Limiter



### Utility Winches



#### PE2500

- Planetary gear system for fast line speed
- Free spooling
- Power In and Power Out
- .9 Hp (.7kw) heavy duty electric permanent magnetic moto

Part No. 7650105 – 2,500 lb; 3/16" x 50' Galvanized Aircraft Cable



#### PE3500

- Planetary gear system for fast line speed
- Automatic load-holding brake
- Free spooling
- Power In and Power Out
- 2 hp (1.5kw) heavy duty electric permanent magnetic motor

Part No. 7650105 – 2,500 lb; 3/16" x 50' Galvanized Aircraft Cable



#### PE4500

- Planetary gear system for fast line speed
- Automatic load-holding brake
- Free spooling
- Power In and Power Out
- 1.9 hp (1.4kw) heavy duty electric permanent magnetic motor

Part No. 7650115 – 4,500 lb; 1/4" x 80' Galvanized Aircraft Cable

### HIGHLAND The Pro's Brand! Towing Accessories

All premium quality "Power Web" Tow Straps and Winch Straps are constructed of heavy duty, weather resistant "Power Web Plus" webbing. It's up to 4 times more cut and tear resistant than standard webbing.

Part No.	Description	Capacity
10146	1-3/4" x 15' Tow Strap w/hooks	10,000 lbs.
10149	1-3/4" x 25' Tow Strap w/hooks	10,000 lbs.
10152	2" x 20' Tow Strap	20,000 lbs.
10195	2" x 25' Tow Strap	20,000 lbs.
20330	3" x 30' Tow Strap	30,000 lbs.
20430	4" x 30' Tow Strap	40,000 lbs.
91615	15' Tow Rope	5,000 lbs.
91701	Tow Hook Kit w/hardware - Chrome	10,000 lbs.



### Heavy-Duty Winch Accessory Kit

For Heavy-Duty Work (24,000 Lbs.), This Is What To Carry. Always.


- All carried in compact, camouflage soft case.
- Includes snatch block, tree protector, shackle, gloves, choker chain, and 3" x 30' recovery strap.

Part No. 29460 - Camouflage



### Universal Winch Isolator

- Stops the rattles while giving you a practical place to secure your winch hook
- Simply disconnect your winch hook, run your cable through the isolator and reinstall your hook



Part No. KU70039BK



### Snatch Block

- Maximum capacity snatch block, with grease port and overload indicator
- For winch capacities to HS9500 with 5/16" (8mm) wire rope
- Helps reduce winch heat build up and amp draw
- Aids in angled pulls

Part No. 61560 - 19,000 lbs/8618 kgs



### Tow Straps

- Stretch and recoil action
- Hi-Test, abrasion resistant webbing, exceeds the needs of demanding applications

Part No. 02922 - 2" x 20'  
Part No. 02923 - 2" x 30'  
Part No. 02932 - 3" x 20'  
Part No. 02933 - 3" x 30'  
Part No. 02943 - 4" x 30'


More Applications Available.

# WINCH MOUNTING SYSTEMS

## TOP★GUN® TRUCK ACCESSORIES

### Bullnose Bumpers

Premium Bullnose Front Bumpers come complete with a built-in winch plate and a 2" receiver tube. The built-in winch plate is capable of handling WARN, Mile Marker, and T-MAX winches and the receiver tube comes in handy for tough jobs on and off work.



### Rear Pipe Bumpers

Premium Rear Pipe Bumpers come equipped with back-up lights and sensor options on select models. Rated at 18,000 lbs towing and 6,500 lbs tongue weight capacities.

Bullnose Bumper Part No.	Rear Pipe Bumper Part No.	Application
2207110300	2206020100	03-06 Chevy Silverado / GMC Sierra 2500/3500HD
2207110700	2206020700	07-09 Chevy Silverado / GMC Sierra 2500/3500HD
2107110300	2106020300	02-05 Dodge Ram 2500/3500
2107110600	2106020300	06-09 Dodge Ram 2500/3500
2307110500	2306029900	05-07 Ford F-250/350/450 Super Duty
2307110800	2306020800	08-09 Ford F-250/350 Super Duty



### Trans4mer™ Mounting System

- The Most Versatile Mounting System On And Off The Road Today
- Six piece system includes grille guard, brush guard, winch carrier, stainless fascia, light bar and receiver
- Available for virtually every truck on the road—in black powder coat or polished stainless steel



### Winch System Grille Guard\*

- Grille Guard comes with two uprights and two cross bars and is frame mounted for maximum strength
- For a fixed winch mount, add our optional 9.5 or 16.5 winch carrier
- Available in matt black powder coat



Chrome Part No.	Black Part No.	Application
33732	33732B	03-06 Chevy Silverado / GMC Sierra 2500/3500HD
33663	33663B	03-09 Dodge Ram 2500/3500
33639	33639B	09-10 Ford F-150
33641	33641B	05-07 Ford Super Duty F-250-550

### Winch Carrier\*

Part No. 33600 – 9.5 Winch Carrier  
Part No. 33601 – 16.5 Winch Carrier

\*Required for installation of winch on Grille Guard System



# Winch Bumpers w/ Full Grill Guard

Designed to be the ultimate in functionally-stylish front end protection, the Fab Fours front winch bumper is engineered to accept the WARN 16.5 winch.




### Rear Bumpers

Rear replacement bumper that integrates the existing receiver hitch. In addition to added style and formed-steel durability, the vehicle gains lower steps and recovery points.

Winch Bumper Part No.	Rear Bumper Part No.	Application
CH05A13501	CH99W12501	03-06 Chevy Silverado / GMC Sierra 2500/3500HD
CH08A20501	CH08W14501	07-09 Chevy Silverado 2500/3500HD
GM08A21501	CH08W14501	07-09 GMC Sierra 2500/3500HD
DR06A11501	DR03W10501	06-09 Dodge Ram 2500/3500
FS05A12501	FS08W13501	05-07 Ford F-250-550 Super Duty
FS08A19501	FS08W13501	08-09 Ford F-250-550 Super Duty
FF09H19501	FF09W17501	09-10 Ford F-150



### Xtreme Push Bar



Winch Mount Xtreme Push Bar, Light Guards, Tray, and Winch (All Sold Separately.)

This NEW generation of MAX Xtreme Push Bars is designed to work with the new winch mount tray. It mounts to the truck and the winch tray for maximum front end protection and rigidity. For full front protection, add a set of Light Guards that mount directly to the center push bar adding a look that's all your own!

Application	Xtreme Push Bar Part No.	MAX Winch Tray	
		Black Part No.	Polished Part No.
07-09 Chevy Silverado HD	4652310	4622315	4622310
03-07 Chevy Silverado HD	4651240	4621245	4621240
2009 Dodge Ram	4652580	4622585	4622580
06-08 Dodge Ram	4651950	4621955	4621950
2009 Ford F-150	4652500	4622505	4622500
06-08 Ford F-150	4652010	4622015	4622010
08-09 Ford HD	4652360	4622365	4622360
05-07 Ford HD	4651640	4621645	4621640
07-09 Toyota Tundra	4652230	4622235	4622230
Universal Face Plate	—	—	4670010
Universal Face Plate - Diamond	—	—	4670020

<b>A</b>	Delta Pro.....22	Interior Storage Systems.....40	Power Programmers.....43	Towing Accessories.....47
Air Compressors.....46	Draw-Tite.....44	<b>J</b>	Powerflow.....29	Towing Mirrors.....45
Air Filters.....43	Drawer Slide Boxes.....2, 3	Jobox.....1, 3, 7, 23, 27	Putco.....30	ToyLok.....39
Air Lift.....42	Drawer Units.....2, 3, 7, 27	Jotto Cargo Slide.....27	<b>R</b>	TracRac.....35
Air Spring Systems.....42	Drop Down Kit.....9	Jotto Desk.....7, 41	Rack Systems.....2, 3, 8, 9	Trail FX.....2, 21, 25, 31, 37
<b>B</b>	DU-HA.....40	<b>K</b>	.....10, 32, 33, 34, 35, 37	Transfer Tanks.....24, 25
B&W Hitch.....45	<b>E</b>	K&N.....43	Ramps.....36	Trimax.....39
Back-Up Cameras.....41	Eazlift.....44	KargoMaster.....3, 9, 32, 33	Rapid Hitch.....45	Truxedo.....28
BackRack.....13, 14	EGR.....30	KC Hilites.....13	Rear Bars.....14	<b>U</b>
BAK.....30	Electric Pulling Tools.....46	Keeper.....33, 38, 47	Reese.....44	Undercover.....28
Ball Mounts.....45	Electric Pumps.....24	Knaack.....1	Roof Mounts.....11	UWS.....2, 3, 18, 19, 25
Bed Caps.....30	Equal-i-zer.....44	Koneta.....31	<b>S</b>	<b>V</b>
Bed Extenders.....37	Exhaust Systems.....43	<b>L</b>	Safety Racks.....14	Valley.....44, 45
Bed Liners.....31	Extang.....38	Ladder Racks.....8, 34	Seat Covers.....40	Van Storage Packages.....4, 5, 6
Bed Mats.....31	<b>F</b>	Light Brackets.....12, 13	Shocks.....42	<b>W</b>
Bedrug.....7	Fab Fours.....48	Lighting.....4, 5, 6	Siderails.....14	Wall Cabinets.....1
Bestop.....35, 36, 37	Fans.....43	Load Control Springs.....42	Steps.....36	Warn.....46, 47, 48
Bluetooth Car Kits.....41	Fender Flares.....29	Load Dividers.....9	Step Bumpers.....37	Warning Lights.....12, 13
Bully Dog.....43	FEY.....37	Load Handler.....27	Storage Chests.....1	Weatherguard.....2, 3, 4, 5
Bully/Pilot.....36	Fia.....40	Lund.....36	Struts.....42	.....6, 7, 8, 9, 12
Bushwacker.....29, 30	File Boxes.....7	<b>M</b>	Superchips.....43	.....15, 16, 17, 25, 27, 34
<b>C</b>	Firestone.....42	Magnaflow.....43	Suspension Kits.....42	Westin.....37, 48
Cab Protectors.....15	Flex-a-lite.....43	Master Lock.....39	Swift Hitch.....41	Winches.....46, 47
Cables.....39	Floor Mats.....7, 40	Maxxis.....43	<b>T</b>	Winch Accessories.....46, 47
Cable Locks.....39	<b>G</b>	Mile Marker.....47	T-Max.....47	Winch Mounting Systems.....48
Cargo Cleats.....38	Geneva.....2, 26	Mirror Holders.....9	Tailgate Gap Covers.....31	Window Screens.....7
Cargo Nets.....38	Go Industries.....29, 37, 48	Monroe.....42	Tailgate Protectors.....30, 31	Wolf.....38, 40
Cargo Positioners.....11	Good Year.....41	Mr. Gasket.....38	Tailgate Ladders.....37	Wolo.....12, 13
Cipa.....45	Grote.....12, 13	Mud Flaps.....29	Tailgate Locks.....39	Work Benches.....1
Conduit Carriers.....2, 10	Gutter Mounts.....11	<b>N</b>	Tank Racks.....3	
Consoles.....40	<b>H</b>	Navigation Systems.....41	Tekonsha/Hidden Hitch.....44	
Covercraft.....40	Hella.....12, 13	<b>P</b>	Thule Professional.....10, 35	
Cross Tread.....11, 33	Hellwig.....42	PAC.....41	Tie Downs.....3, 9, 33, 38	
Custom Flow.....15	Highland.....36, 38, 47	Padlocks.....39	Timbren.....42	
<b>D</b>	Hitches.....45	Penda.....31	Tires.....43	
Daystar.....47	Hitch Balls.....45	Pilot.....31, 38	Tool Boxes.....2, 3, 16, 17	
DeeZee.....15, 20, 25	Husky Liners.....29, 40	Pintle Hooks.....45	.....18, 19, 20, 21	
.....30, 31, 40	Hypertech.....43	Pintle Hook Mounts.....45	.....22, 23, 26, 28	
Deflecta-Shield.....26	<b>I</b>	Plasti-kote.....31	Top Gun.....48	
Delta.....23, 24	Ignition.....36	Pop & Lock.....39	Tow Ready.....45	

The publishers are not responsible for typographical errors. Copyright ©2009. All rights reserved. All text, graphics, pictures, logos, and the selection and arrangement thereof is the exclusive property of the Publisher, or its content supplier. No portion of this publication, including images, may be copied or reproduced in any form without the prior written consent of the Publisher.

## OTHER VEHICLE SPECIFIC CATALOGS

If you would like to order any of our Vehicle Specific Catalogs or sign up a friend please fill out this form and return it to the store that you received this catalog from.

Name \_\_\_\_\_  
 Address \_\_\_\_\_  
 City \_\_\_\_\_  
 State \_\_\_\_\_ Zip \_\_\_\_\_  
 Phone Number (\_\_\_\_) \_\_\_\_\_

- Ford Vehicles  
 Chevy/GMC Vehicles  
 Jeep® Vehicles  
 Dodge Vehicles  
 Toyota/Import Vehicles

### Market Specific

- Sport Compact Catalog**  
 Everything tuners need to make their ride go faster and look cooler.
- Contractor Catalog**  
 Everything you need to fully equip the working truck or van.
- Serious Performance Catalog**  
 Aimed at the speed junky with pages full of go fast gear.

### Special Interest

- Towing Catalog**  
 Covers everything from hitches, sway control, brake controllers, and accessories.
- Diesel Performance Catalog**
- Street Performance Catalog**  
 Performance products for your Mustang, Corvette, or Challenger.



**From tool boxes to  
ladder racks and hitches to bed liners,  
look inside for equipment for General Contractors,  
Electricians, Landscapers, Plumbers and the Weekend Warrior**

